

## Report 2: Stakeholder Survey Results

### Demographic Questions

\*1) Which group describes your primary role within WPSD? Select the best option.

	Response (%)	Responses
Business owner and/or employer	1.21	9
Community member	6.72	50
Employee/staff member	22.85	170
Parent	47.31	352
Student	17.34	129
Other:	4.57	34
	Answered Question	737
	Skipped Question	0

\*2) What is your age? Select one of the following options.







	Response (%)	Responses
Under 12 years	2.85	21
12–18 years	17.10	126
19–39 years	21.17	156
40–59 years	48.58	358
60 years or older	10.31	76
	Answered Question	737
	Skipped Question	0

\*3) How long have you lived in the area served by WPSD? Select one of the following options.

	Response (%)	Responses
Less than 2 years	12.21	90
2 years to 6 years	16.55	122
6 years to 10 years	12.08	89
10 or more years	54.68	403
I do not live in the area served by WPSD.	4.48	33
	Answered Question	737
	Skipped Question	0

**Woodland Park School District  
Strategic Planning Process Data Collection**








\*4) What schools do your children attend or did they attend previously? Select all that apply. If you are a student, please select your current school.

		Response (%)	Responses
Columbine Elementary		14.09	197
Gateway Elementary		12.73	178
Summit Elementary		11.37	159
Woodland Park Middle School		27.75	388
Woodland Park High School		25.46	356
Not applicable		8.58	120
		Answered Question	737
		Skipped Question	0

### Planning Questions

Questions 5–9 were developed using results from Stakeholder Conversations that occurred November 1–3, 2016. Options for these questions are listed alphabetically.

5) What are your most significant EXPECTATIONS of Woodland Park School District graduates? Select up to four of the following options. WPSD graduates ...

		Response (%)	Responses
Are civic minded, contributing citizens.		10.15	228
Are employable and demonstrate a strong work ethic.		17.13	385
Are lifelong learners.		10.32	232
Are motivated, engaged in, and responsible for their own learning.		17.31	389
Are prepared for life and successful in their future endeavors.		19.54	439
Demonstrate good character traits.		13.17	296
Develop a skill set that serves them well in the 21st century.		12.37	278
		Answered Question	633
		Skipped Question	104

**Woodland Park School District  
Strategic Planning Process Data Collection**

6) What PRINCIPLES should guide the district over the next 15 years? Select up to four of the following options. WPSD shall ...

		Response (%)	Responses
Be committed to continuous improvement.		12.43	281
Believe in learning as a unique, evolving, lifelong endeavor that increases access to an ever changing world.		10.84	245
Invest in finding, developing and retaining highly-qualified individuals.		14.60	330
Maintain clear and high academic and behavioral expectations for students.		17.60	398
Make certain that students are at the heart of actions and decisions.		11.81	267
Promote relationships that are positive, productive, and collaborative.		9.24	209
Provide a safe, welcoming, and supportive environment where everyone is treated with courtesy and respect.		13.27	300
View instruction as a dynamic process that is focused, rigorous, engaging, and inspiring.		10.22	231
		Answered Question	633
		Skipped Question	104

7) Please indicate how satisfied you are with each of the following items.

	Very Satisfied	Satisfied	Neutral	Dissatisfied	Very Dissatisfied	Responses	Total
Course offerings (curricula)	14.98%	45.25%	24.48%	12.88%	2.42%	621	13%
Expectations for students	9.69%	43.62%	23.75%	18.26%	4.68%	619	13%
Focus on student learning (achievement)	13.45%	41.33%	26.26%	15.56%	3.40%	617	12%
Instructional strategies	9.69%	38.77%	30.53%	16.64%	4.36%	619	13%
Learning environment	14.05%	40.39%	27.14%	13.41%	5.01%	619	13%
Learning opportunities	15.07%	46.19%	23.66%	11.99%	3.08%	617	12%
Student behavior	7.94%	33.06%	30.63%	17.83%	10.53%	617	12%
Variety of activities	17.87%	45.41%	25.12%	8.37%	3.22%	621	13%

**Woodland Park School District  
Strategic Planning Process Data Collection**

8) Please indicate how satisfied you are with each of the following items.

	Very Satisfied	Satisfied	Neutral	Dissatisfied	Very Dissatisfied	Responses	Total
Communication	15.46%	43.32%	21.10%	14.81%	5.31%	621	9%
Community involvement	11.38%	35.61%	32.03%	15.28%	5.69%	615	9%
Continuous improvement	9.85%	31.02%	37.00%	17.29%	4.85%	619	9%
Facilities	10.97%	38.55%	28.06%	18.06%	4.35%	620	9%
Image management	8.10%	30.96%	42.14%	14.42%	4.38%	617	9%
Leadership	13.96%	36.04%	27.92%	14.77%	7.31%	616	9%
Parent involvement	10.23%	35.55%	32.47%	16.07%	5.68%	616	9%
Resources (funding and staffing)	5.85%	20.49%	29.43%	30.41%	13.82%	615	9%
Size of district	17.42%	50.32%	26.13%	4.68%	1.45%	620	9%
Staff quality	15.28%	40.65%	23.90%	15.12%	5.04%	615	9%
Staff retention	7.44%	26.21%	33.33%	24.43%	8.58%	618	9%

9) What high level strategies should be implemented to IMPROVE student outcomes?  
Select up to four of the following options.

		Response (%)	Responses
Communicate clear and consistent expectations for students and staff		16.33	347
Continue comprehensive, long-range strategic and financial planning process		8.24	175
Establish common operating procedures that apply to all schools		6.87	146
Identify, promote, and recognize distinctive, high-quality programs and practices		17.46	371
Integrate community programs and resources into schools, as appropriate, to increase opportunities for and better support students		12.89	274
Offer life skills courses to help students become self-sufficient		17.18	365
Recruit, develop, empower, and retain highly effective educators		21.04	447
		Answered Question	625
		Skipped Question	112

**Woodland Park School District  
Strategic Planning Process Data Collection**

For questions 10–12, please rank the lettered options based on importance.  
Options are listed alphabetically.

10) Rank the current initiatives and programs listed below from 1 (MOST important) to 5 (LEAST important).

	1	2	3	4	5	Responses	Total
Critical Thinking Programs (e.g., Think Tank, Master Series, and Eagle Hour)	28.06%	30.22%	20.50%	11.33%	9.89%	556	20%
Early Childhood Education (Preschool/Full Day Kindergarten)	22.50%	19.11%	24.29%	22.14%	11.96%	560	20%
Enrichment courses for Homeschool students	4.84%	7.35%	10.93%	22.94%	53.94%	558	20%
Integrated Science, Technology, Engineering, and Mathematics Programs (e.g., Elevate Environmental Education and Robotics)	37.37%	30.70%	18.25%	8.25%	5.44%	570	20%
Learning opportunities incorporating online platforms	7.89%	12.81%	26.67%	34.39%	18.25%	570	20%

11) Rank the current programs and opportunities listed below from 1 (MOST important) to 6 (LEAST important).

	1	2	3	4	5	6	Responses	Total
Activities/Athletics/Clubs	11.11%	20.11%	16.23%	18.69%	15.34%	18.52%	567	17%
Advanced Placement/Honors Program	30.02%	19.35%	18.99%	15.19%	10.49%	5.97%	553	16%
Career and technical education industry certifications (vocational programs)	18.88%	22.66%	22.30%	15.47%	11.33%	9.35%	556	16%
Fine and performing arts	14.23%	16.55%	20.82%	17.97%	17.44%	12.99%	562	17%
Opportunities to earn college credit	21.00%	17.08%	14.23%	16.73%	23.67%	7.30%	562	17%
Opportunities to take online courses	7.02%	5.44%	7.54%	14.74%	20.88%	44.39%	570	17%

**Woodland Park School District  
Strategic Planning Process Data Collection**

12) Rank the initiatives listed below from 1 (MOST important) to 5 (LEAST important).

	1	2	3	4	5	Responses	Total
Compensation for high quality staff	44.29%	18.63%	15.47%	13.18%	8.44%	569	20%
Increased instructional time	8.73%	18.89%	15.51%	21.93%	34.94%	561	20%
Innovation (i.e., shift from traditional ways to newer, alternative approaches)	15.78%	19.15%	25.00%	19.50%	20.57%	564	20%
Small class sizes	22.50%	26.89%	22.32%	17.75%	10.54%	569	20%
Technology (1:1 devices)	9.51%	17.25%	21.65%	26.58%	25.00%	568	20%

13) What programs, initiatives, or services, if any, should be ADDED to address new, emerging or unmet needs?

Suggestions were provided by 160 participants. Analysis revealed the following themes:

- Arts programs (n=17) – band, marching band, combined band, fine and performing, drama, instrumental music, music, full-time teachers
- CTE programs (n=13)
- Advanced courses, gifted and talented programs, opportunities for high achieving students (n=12)
- Life skill classes (n=12)
- Language classes (n=8)
- Stronger special education services and programs (n=8)
- Technology (n=8) – more, better use, current, middle school lab
- Effective instructional strategies (n=7)
- IT skills (n=7) – coding, computer classes and clubs, programming, technology classes
- Work-based learning (n=7)
- Higher compensation (n=6)
- Highly qualified educators (n=6)
- Military preparation programs (n=6)
- Constitution and government courses (n=5)
- Curriculum (n=5) – theme-based, integrated, interdisciplinary, experiential learning
- Financial education (n=5)
- Professional development (n=5)
- Tutoring (n=5)
- Automotive class (n=4)
- Shop (n=4)
- Smaller class sizes (n=4)
- Less standardized testing (n=4)
- Afterschool services, sports, clubs and activities (n=3)
- Anti-bullying programs (n=3)

**Woodland Park School District  
Strategic Planning Process Data Collection**

- Assessment (n=3) – choice of methods to demonstrate learning, competency-based education, demonstration of competency
- Athletics (n=3)
- Behavioral initiatives (n=3)
- Block schedule (n=3)
- Classroom management and discipline (n=3)
- Communication (n=3)
- Hockey (n=3)
- Homeschooling (n=3)
- Preventive programs (n=3)
- NRA programs (n=3)
- Screening, readiness assessments, appropriate class placements (n=3)
- STEM (n=3)
- Basic skills (n=2)
- Certifications (n=2)
- Engineering courses (n=2)
- Increased instructional time (n=2)
- Innovation (n=2)
- Junior Achievement (n=2)
- Kahn Academy model and math tutorials (n=2)
- Leadership (n=2)
- MTSS/RTI/PBIS system (n=2)
- Physical activities during school day (n=2)
- Planning time and resources for teachers (n=2)
- Recognition (n=2)
- Rifle team (n=2)

14) How do or would you like to ENGAGE with and learn more about WPSD?  
Select all that apply from the following alphabetically listed options.

		Response (%)	Responses
Attend events		16.43	278
Community calendar		15.25	258
Email updates from the school principal		18.97	321
Facebook social groups for each school		7.98	135
Internships or work-based learning for students		10.82	183
Monthly newsletters		14.60	247
Outreach meetings		7.03	119
Volunteer		8.92	151
		Answered Question	547
		Skipped Question	190

15) Any other COMMENTS about WPSD or this survey that you would like to share?

Additional comments were provided by 179 participants. Approximately 75 comments included improvement suggestions, 66 comments provided details about specific interactions or programs, 26 participants shared positive sentiments, and about 20 comments were negative. Analysis revealed the following themes:

- Satisfaction (n=26)
- Staff quality (n=19)
- High school quality and culture (n=18)
- Staff retention (n=15)
- Individualized options (n=14)
- Student conduct (n=14)
- Arts program (n=13)
- Communication (n=11)
- Curricula (n=10)
- Expectations (n=9)
- Compensation (n=8)
- Discipline (n=8)
- Leadership (n=7)
- Staff recruitment (n=7)
- Survey (n=7)
- Athletics (n=6)
- Facilities (n=6)
- Funding (n=6)
- Special education (n=6)
- Support for staff (n=6)
- Act upon input (n=4)
- Common core (n=4)
- Homeschooling (n=4)
- Image (n=4)
- Information (n=4)
- Lunch (n=4)
- Parent involvement (n=4)
- Program quality (n=4)
- Students leaving (n=4)
- Block schedule (n=3)
- Counselors (n=3)
- Drugs (n=3)
- Homework (n=3)
- Improvement (n=3)
- Innovation (n=3)
- Staff conduct (n=3)