


WOODLAND PARK SCHOOL DISTRICT Re-2



SHAREHOLDERS' REPORT 2007 -2008



The Woodland Park School District Re-2 mission is to educate all students in a safe and orderly environment so that they will meet or exceed the highest standards of academic excellence and graduate with a balance of knowledge, skills, self-discipline, personal integrity, and pride.



Welcome to the 2007-2008 Shareholders' Report. I hope you find the information contained in this report useful in reviewing the progress of your schools. At the district and school levels, we use this and other information to help us align our efforts to provide the students of our community the very best in educational opportunities.

CSAP scores continue to rise in our school district. This year's results show our schools at or above the state average in every test except 9th grade math which is slightly below the state average. Full accreditation status was achieved by each of our schools and the district received high marks in the annual Colorado Department of Education Accreditation review. All of these indicators give us the view of a school district that is moving toward excellence.

As we move towards schools of excellence, the following will introduce you to some of the District initiatives for the 2008-2009 school year:

- District and school administrators, staff, parents and community members are currently working on the needed 21st century skills for our students. We will be benchmarking these skills and blending them into our curriculum.
- The district implemented full day kindergarten for all kindergarten students in the district. We believe this will help level the playing field for all our young students entering school.
- Our Cottage School at Gateway Elementary has a new teacher this year and the program is continuing to grow.
- The new on-line education program for our K through 8th grade students is another program that is continuing to show growth.
- The K-12 Writing Alive curriculum and the new district wide reading program are in their second year of implementation in all district schools.
- Each district classroom now has an LCD projector. This allows our teachers the capability to use wireless tablets and electronic clickers in their classrooms. Vodcasting and podcasting are other new 21st century tools showing increased usage throughout the district.
- This year the Panther Academy is open for all 9th grade students. This is an exciting concept designed to increase the success of our freshman students. Last year's Panther Academy students showed a significant improvement in decreasing the number of freshman failing core classes.
- Teacher collaboration days are again a big part of our academic achievement improvement efforts. These early release days enable our teachers and staff the time necessary to align curriculum, develop individualized instruction for classrooms, set and monitor team goals and guide professional development.
- Our School Board and schools have made and will continue to develop a strong connection to our community. This year we have a new district and school e-newsletter. If you would like to sign up to receive any or all of these e-newsletters, please visit our home web page at wpsdk12.org. This is another way to find out what is happening at your schools as well as happenings at the School Board meetings. It is important to have these community connections if we want success for all of our students.

I believe the vision for the future of Woodland Park School District is bright. Working closely with parents and community, listening to ideas, sharing values, planning for the future and committing our energies to student success will keep our schools and community strong. I urge you to join in this partnership and vision that supports continued improvement and excellence for our children.

Sincerely,

Guy Arseneau
Superintendent

**2008-09
DISTRICT
ADMINISTRATION**

Guy Arseneau
Superintendent

Linda Murray
Assistant Superintendent

Steve Randolph
Director of Personnel Services

Sheila Silfvenius
Director of Business Services

Marcy Palmer
Director of Learning Services

Josh Smith
Director of Technology Services

Brian Gustafson
Activities/Athletics Director

Kelley Havin
*Administrative Assistant
(Editor)*

District Accountability Committee

2007 – 2008 District Accountability Committee

Columbine Elementary

Cris Gammill, Principal
Kristen Lopes, IRT
Marisa Neuzil-Youngman, Parent

Gateway Elementary

KayLynn Waddell, Principal
Eve Owen, IRT
Rebecca Otten, Parent

Summit Elementary

Hollister DeMotts, Principal
Win Lyons, Teacher
Laura Swaney, Parent

WP Middle School

John Jamison, Principal
Milinda Carnahan, Teacher
Doreen Ward, Parent
Chairman

WP High School

Mark McPherson, Asst. Principal
Scott Wagner, Teacher
Margaret Fitzwater, Parent
Various students on a rotating basis

Central Office

Guy Arseneau, Superintendent
Linda Murray, Asst. Supt.
Laurie Glauth, Board President

... our goals and progress

The educational accountability program is designed to measure objectively the quality and efficiency of the educational programs offered by the public schools. In developing the mechanism, the following approaches are explored:

- ✓ Means for determining whether decisions affecting the educational process are advancing student achievement.
- ✓ Appropriate testing measures to provide relevant comparative data in the fields of reading, language arts, and mathematical skills.
- ✓ Reporting on the educational and safety performance of the public schools and providing data for the appraisal of such performance.
- ✓ The collection and provision of performance information that help school districts to increase their efficiency in using available financial resources.

The Board of Education feels that the educational process is an effort involving the family, school, and community.

The District is committed to educational excellence that will enable students to grow into individuals who will function in and contribute to our changing society.

The process of educational accountability requires the local Board of Education, in cooperation with the District and School Improvement Teams, adopt a plan for an accountability program. The local accountability program is designed to measure the adequacy and efficiency of educational programs offered by the District.

The areas of study are developed cooperatively between the local Board of Education and District School Improvement Team which meets September through May. Meetings are open to the public.

You may call 686-2000 for more information.

The District Accountability 2007-2008 goals:

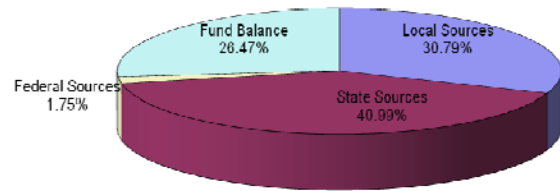
- To measure and report the adequacy and efficiency of the educational program
- Increase community engagement and communication between the community and the board
- To promote and explore alternative funding sources for the District

Finances 2007-2008 Financial Summary

THE GENERAL FUND:

Where the money comes from...

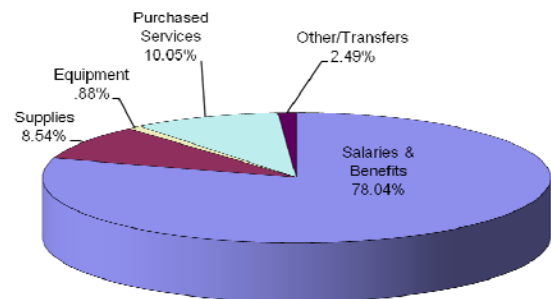
Revenues	Amount
Beginning Balance Fund	\$7,556,000
Local Sources	\$8,790,151
State Sources	\$11,702,052
Federal Sources	<u>\$499,000</u>
TOTAL	\$28,547,203



Revenue

Where the money goes...

Expenses	Amount
<i>Instruction (includes CPP) -</i>	
Salaries & Benefits	\$12,324,077
Purchased Services	\$582,253
Supplies	\$792,593
Equipment	\$294,315
Other/Transfers	<u>\$ 7,400</u>
TOTAL Instructional Expenses	\$14,000,638



Expense

<i>Support -</i>	
Salaries & Benefits	\$4,959,959
Purchased Services	\$1,643,305
Supplies	\$1,099,475
Equipment	\$194,302
Other	<u>\$248,783</u>
TOTAL Support Expenses	\$8,145,824

All Expenditures Total	\$22,146,462
Contingencies	\$6,400,741
Expenditures & Contingencies	\$28,547,203

Our People

- . . . daily professionalism and commitment
- . . . continual development

Teachers Highly Qualified in the District

School Year	2007-2008
Percentage Highly Qualified	100
Target Percentage	100
Target Made	Yes

Classrooms in the District Taught by Highly Qualified Teachers

School Year	2007-2008
Percentage Highly Qualified	100
Target Percentage	100
Target Made	Yes

Classes Taught by a Highly Qualified Teachers in the District by High and Low Poverty

	High Poverty Schools	Low Poverty Schools
Percentage in District	*	*
Percentage in State	*	*

*No schools in district at this poverty level.

Professional Qualifications of Teachers:

Professional Qualification	Percent of Teachers
Bachelors Degree	54.22
Masters Degree	45.18
Ph.D.	0.60

Licenses:

License	Percent of Teachers
Emergency	.45
Initial	0

Equal Opportunity

The Woodland Park School District is an equal opportunity educational institution and will not discriminate on the basis of race, color, national origin, age, sex, or disability in its programs, activities, or employment practices as required by Title VI, Title IX, and Section 504 of the Americans with Disabilities Act. For information regarding civil rights or grievance procedures, contact the Director of Personnel Services, (719) 686-2004.

The People Who Make It Happen

LICENSED STAFF

Teachers	185
Special Education Staff	25
Media Specialists	5
Counselors	9
Administrators	15

TOTAL LICENSED STAFF239

SUPPORT STAFF

Schools	108
Classified Directors	3
Supervisor of Finance	1
Accounting/Payroll	3
District Secretaries	3
Courier	1
Custodial/Maintenance	6
School Nurses	3
Crossing Guards	6
District Paraeducator	1
Network Administrator	3

TOTAL SUPPORT STAFF138

TOTAL DISTRICT EMPLOYEES.....377

Our Schools

. . . safe and positive places for learning.

COLUMBINE ELEMENTARY HIGHLIGHTS

- ◆ Added collaboration time allowed our staff to meet within and across grade levels to meet our students' needs at a higher level than before. Short term goals were written and met by our grade level teams that ranged from growing a deeper love for reading to building community across a grade level
- ◆ Twice during the school year the Columbine staff discussed the progress of every child in the school. These planning sessions ensure that all of the support that can be provided is being given to the students in the most thoughtful way. This is our method for making sure that every child is growing and getting what they need
- ◆ Setting the goal that every child has positive connections in our community pointed our actions in another positive direction this year. Groups like a hiking club were added to meet this expectation
- ◆ One of the permanent highlights of our Earth Promise activities can be seen through our student built nature trail, which wraps around the perimeter of our playground. Trees were planted and mulch added to complete this worthy project
- ◆ Volunteers logged over five thousand hours to contribute to our students. This year we had some additional community volunteers that added richness to our classrooms. All of our volunteers built relationships with our students that will have a lasting effect
- ◆ Columbine artwork could be seen all over the community this summer; from the library to the banners hung through the main street of Woodland Park. In addition our fifth grade artists completed and donated pebbles of their artwork to our local Medical Center for young visitors that need to be seen at the hospital

GATEWAY ELEMENTARY HIGHLIGHTS

- ◆ Gateway Elementary was awarded a \$3,900 Qwest technology grant to be used for classroom tablets
- ◆ Parent and community volunteers assisted over 60 students with the Read Naturally computer program
- ◆ Students raised over \$7,000 for Jump Rope for Heart
- ◆ Before and after school activities included Chess Club, K-Kids, choir, Spanish classes, and after school sports
- ◆ Building collaboration time focused on individual academic student growth, development of common assessments and essential skills at each grade level, horizontal and vertical grade level meetings
- ◆ The Cottage School program doubled in size; the cottage school provides homeschool students enrichment classes to supplement their core curriculum. The K-12 Online program was started for area students in grades K-8. These programs are housed at Gateway Elementary school with a certified teacher supporting the students and their families

SUMMIT ELEMENTARY HIGHLIGHTS

- ◆ Over 4,200 volunteer hours
- ◆ Wellness Activities: Nutrition Night, Flat 14ers Walking, Family Fun/Run Walk, Jump Rope Team, Yoga for Kids, Tai Chi, Happy Feet, Jump Rope for Heart
- ◆ State Assessment Scores on the rise: School Accountability Rated Summit High/Improvement; 3rd Grade Reading: 85% Proficient and Advanced, and an additional 14% Partially Proficient
- ◆ Catamount Institute's Young Environmental Stewards Program where 29 of our 4th & 5th graders participated in the YES Program for the first time
- ◆ 120 new 1st – 5th graders arrived at Summit this school year
- ◆ Beijing Olympics flag ceremony, torch lighting, and a variety of events at end of year Field Day

WOODLAND PARK MIDDLE SCHOOL HIGHLIGHTS

- ◆ WPMS received a rating of High and Improving from the state. We strived to not only maintain this rating, but improve it by addressing the different needs of our students through a variety of educational opportunities including advanced classes, wide range of enrichment classes, and remedial reading and math classes
- ◆ CAP (Caring Active Parents) established a volunteer program, facilitated lunchtime book clubs, acted as 1:1 mentors for students, sponsored dances, and sponsored Young Men's and Women's conference for 7th grade
- ◆ Our students participated in several community service projects including recycling, highway clean up, Kans for Causes, Angel Tree, UNICEF, senior citizen projects, and many more
- ◆ Six leadership teams were created and included parent involvement: Crisis Management, Shared Decision, Technology, Instructional, Positive Behavior, and WelCo. This allowed for more stakeholder input and created a smooth communication flow between the committees and parent organizations
- ◆ Choir competed in the Music In The Parks Competition and placed first out of six in state competition; 8th grade math placed first in league competition; Forensics had two first place finishes, seven students placed in the Pirate Parlay crossover tournament, 44 entries in the finals and 61 trophies; Instrumental Music had five students selected to the Pikes Peak Middle School Honor Band and Jazz Band, 28 students received a superior rating at the Pikes Peak Solo and Ensemble Festival, 14 students received an excellent rating at the Pikes Peak Solo and Ensemble Festival, 7th grade band received a superior rating at the CHSAA Large Group Festival, 6th and 8th grade bands received an excellent rating at the CHSAA Large Group Festival

WOODLAND PARK HIGH SCHOOL

- ◆ \$1.5 million in scholarship opportunities awarded to graduating seniors and 2 seniors received appointments to the United States Air Force Academy
- ◆ Panther Academy pilot successfully completed their first year, and implementation of entire 9th grade Panther Academy was established for the 2008-2009 school year
- ◆ Placed 1st for our "Drive Smart" campaign to raise awareness for safety behind the wheel
- ◆ Hosted St. Baldrics' event to raise awareness, empathy, and funds for children with cancer
- ◆ The Panther Pride Program recognized over 700 students for academic achievement, positive behavior and citizenship
- ◆ Staff members wrote and received over \$100,000.00 in funding for curriculum and equipment

Columbine Elementary
374 Students ♦ Grades K-5
Mrs. Cris Gammill, Principal
175 E. Kelley's Rd.
Woodland Park, CO 80863
(719)686-2300

Gateway Elementary
353 Students ♦ Grades K-5
Mrs. KayLynn Waddell, Principal
101 N. Baldwin St.
Woodland Park, CO 80863
(719)686-2051

Summit Elementary
477 Students ♦ Grades K-5
Mr. Eric Owen, Principal 08-09
Mrs. Hollister DeMotts, Principal 07-08
490 Meadow Park Drive
Divide, CO 80814
(719)686-2401

Middle School
713 Students ♦ Grades 6-8
Mr. John Jamison, Principal
600 E. Kelley's Rd.
Woodland Park, CO 80863
(719)686-2200

High School
1030 Students ♦ Grades 9-12
Mr. Del Garrick, Principal 08-09
Ms. Joann Spry, Principal 07-08
151 N. Baldwin St.
Woodland Park, CO 80863
(719)686-2067

Miscellaneous

A Look Back at the Class of 2008

73% of WPHS graduates planned to attend college, 47% of these attending a four-year institution and 26% attending a two year college. Vocational and technical schools attracted 4%, while 1% reported plans to enter the military, 17% planned to immediately enter into the work force. 84% of the senior class attended WPHS for all four years. 4% chose not to respond.

ATTENDANCE RATES BY BUILDING

High School – 92.43%
Middle School – 92.87%
Columbine – 95.02%
Gateway – 94.49%
Summit – 93.97%

Graduation Requirements

English - 3 credits
Math – 3 credits
Science – 2 credits
Social Studies – 3 credits
Physical Education – 1.5 credits
Health - .5 credit
Academic/Computers – 4 credits
Electives – 11 credits

TOTAL – 28 credits

ACTIVITIES ACCOMPLISHMENTS

- FBLA 4 students qualified for State and 2 for Nationals
- 12 Forensic students qualified for state finals and 4 for National competition
- Knowledge Bowl placed at the State competition
- 3 Music students qualified for the All State Choir; 8 students received superiors in the Solo and Ensemble Festival; WP High School Choirs all received Superiors in the Large Group Festival Contest
- Marching Band qualified for the state finals

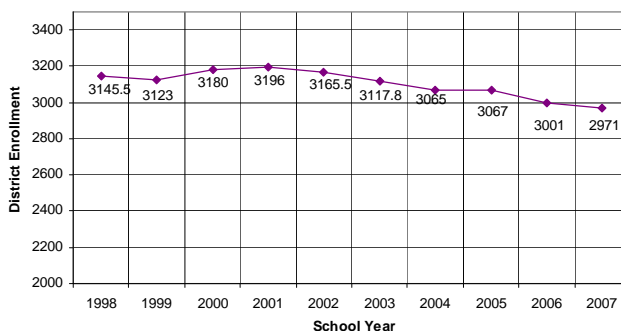
ATHLETICS ACCOMPLISHMENTS

- 45 1st Team Academic All State Awards
- 18 2nd Team and Honorable Mention Academic All State Awards
- The following teams were nominated for the CHSAA Team Academic Champions: Golf, Cheer, Boys & Girls Cross Country, Football, Volleyball, Baseball, Girls Soccer, Boys & Girls Track, Boys & Girls Basketball
- 42 students qualified for 1st Team, 2nd Team, or Honorable Mention All League
- HS Boys Basketball 4A State Qualifiers
- Boys & Girls Cross Country placed 3rd at Regionals
- Boys Track placed 4th and Girls Track placed 3rd at Regionals with several individual and relay teams qualifying for State
- HS Volleyball tied 3rd in League and finished 5th overall

High School Statistics

Graduation Rate 92.8%
Dropout Rate 11.36%

Woodland Park School District – 10 Year Growth Pattern (Funded Pupil Count)

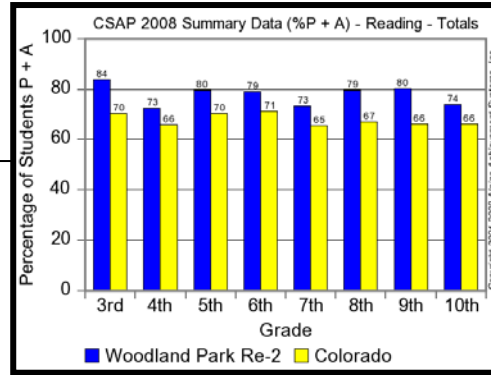


CSAP

Colorado Student Assessment Program

CSAP Reading

2008 Results



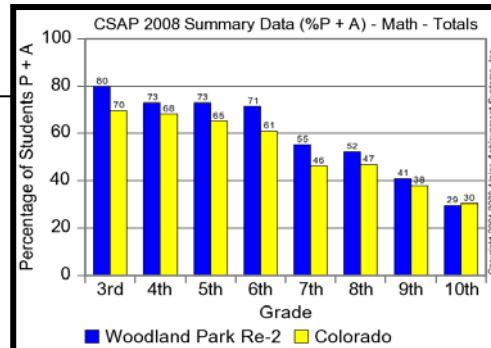
CSAP Reading Disaggregated Data (% of students Proficient or Advanced)

	3 rd	4 th	5 th	6 th	7 th	8 th	9 th	10 th
2006 total	80	76	75	74	78	80	74	71
2007 total	82	80	81	79	72	79	76	73
2008 total	84	73	80	79	73	79	80	74
Female	82	79	84	86	82	87	86	85
Male	85	66	74	74	65	72	76	63
American Indian	X	X	X	X	X	X	X	X
Asian	X	X	X	X	X	X	X	X
Black	X	X	X	X	X	X	X	X
Hispanic	X	67	X	X	X	X	X	56
White	85	73	79	80	74	80	82	75
Disability	X	32	X	19	19	37	29	X
Limited English	X	X	X	X	X	X	X	X
Socio-Economic	74	61	75	67	69	60	68	67

Any group of fewer than 16 students shows an X instead of the score.

CSAP Math

2008 Results



CSAP Math Disaggregated Data (% of students Proficient or Advanced)

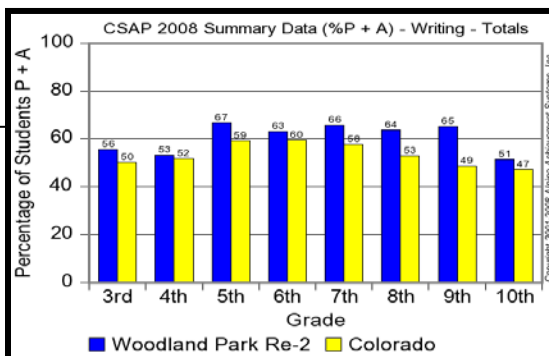
	3 rd	4 th	5 th	6 th	7 th	8 th	9 th	10 th
2006 total	80	74	70	60	52	50	42	31
2007 total	74	80	71	68	53	55	42	31
2008 total	80	73	73	71	55	52	41	29
Female	74	71	70	79	56	48	34	34
Male	85	75	77	66	55	57	46	25
American Indian	X	X	X	X	X	X	X	X
Asian	X	X	X	X	X	X	X	X
Black	X	X	X	X	X	X	X	X
Hispanic	X	56	X	X	X	X	X	19
White	82	75	74	71	56	53	41	30
Disability	X	32	56	24	11	27	6	X
Limited English	X	X	X	X	X	X	X	X
Socio-Economic	72	59	70	59	37	38	26	28

Any group of fewer than 16 students shows an X instead of the score. N/A = Test was not administered

CSAP

Colorado Student Assessment Program

CSAP Writing 2008 Results

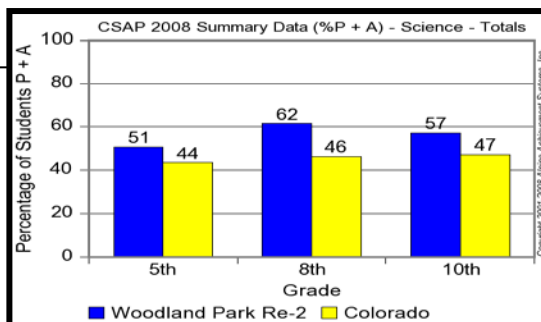


CSAP Writing Disaggregated Data (% of students Proficient or Advanced)

	3 rd	4 th	5 th	6 th	7 th	8 th	9 th	10 th
2006 total	59	60	62	68	67	59	59	48
2007 total	57	59	64	65	68	61	56	51
2008 total	56	53	67	63	66	64	65	51
Female	61	65	74	75	78	74	78	66
Male	51	43	58	55	54	54	56	38
American Indian	X	X	X	X	X	X	X	X
Asian	X	X	X	X	X	X	X	X
Black	X	X	X	X	X	X	X	X
Hispanic	X	39	X	X	X	X	X	38
White	57	56	66	63	67	64	67	53
Disability	X	16	X	24	15	17	6	X
Limited English	X	X	X	X	X	X	X	X
Socio-Economic	40	31	62	55	52	46	49	41

Any group of fewer than 16 students shows an X instead of the score.

CSAP Science 2008 Results



CSAP Science Disaggregated Data (% of students Proficient or Advanced)

	5 th	8 th	10 th
2006 total	35	65	51
2007 total	54	69	52
2008 total	51	62	57
Female	48	55	60
Male	55	68	55
American Indian	X	X	X
Asian	X	X	X
Black	X	X	X
Hispanic	X	X	44
White	51	64	59
Disability	25	33	X
Limited English	X	X	X
Socio-Economic	38	44	46

Any group of fewer than 16 students shows an X instead of the score.

Accreditation Indicators

The following data represent additional means of measuring student performance as required by Colorado Accreditation legislation and federal *No Child Left Behind Act* requirements. Each school is held accountable for an extensive list of accreditation indicators. Every year, a school report on the previous year's performance and an improvement plan for the upcoming year is presented to the District Accountability Committee and the Board of Education. Based on these reports, the Board accredits each of the schools. The district is also held responsible for the accreditation indicators. The State of Colorado determines the district's accreditation status. Woodland Park School District Re-2 and each of its schools are fully accredited based on performance on the accreditation indicators for the 2007 – 2008 school year.

Accreditation

The Woodland Park School District is fully accredited by the Colorado State Department of Education and the Colorado State Board of Education under the accreditation rules that took effect on June 30, 2001. The school district, in turn, accredits each individual school and monitors that accreditation on an ongoing basis.

Accreditation Status of WPSD Re-2 Schools

School	Accreditation Status
Columbine Elementary	Accredited
Gateway Elementary	Accredited
Summit Elementary	Accredited
WP Middle School	Accredited
WP High School	Accredited

Incidents of Suspension and Expulsion

School	Suspensions (In and Out of School)	Expulsions
Columbine Elementary	1	0
Gateway Elementary	8	0
Summit Elementary	2	0
WP Middle School	91	2
WP High School	76	13

Status of School Improvement in District

IMPROVEMENT LEVELS	Title I Schools – GES/SES	Non-Title I Schools CES/MS/HS	% of schools in the District
Not on Improvement	X	X	100
School Improvement – Year 1	N/A	N/A	N/A
School Improvement – Year 2	N/A	N/A	N/A
Corrective Action	N/A	N/A	N/A
Restructuring – Planning	N/A	N/A	N/A
Restructuring – Implementation	N/A	N/A	N/A

Adequate Yearly Progress

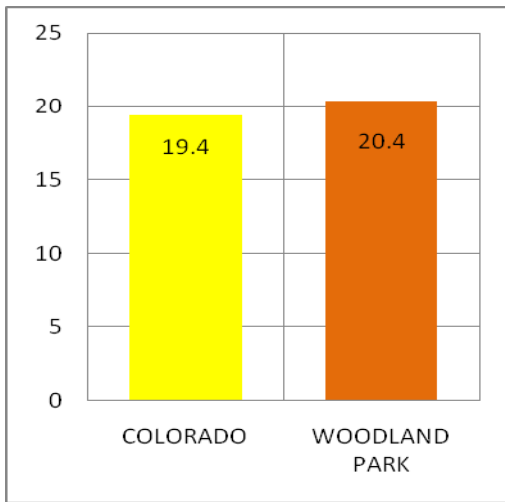
School	Reading	Math
Columbine Elementary	Yes	Yes
Gateway Elementary	Yes	Yes
Summit Elementary	Yes	Yes
District Elementary	Yes	Yes
WP Middle School	Yes	Yes
WP High School	No	No

The district met 101 of the 103 targets

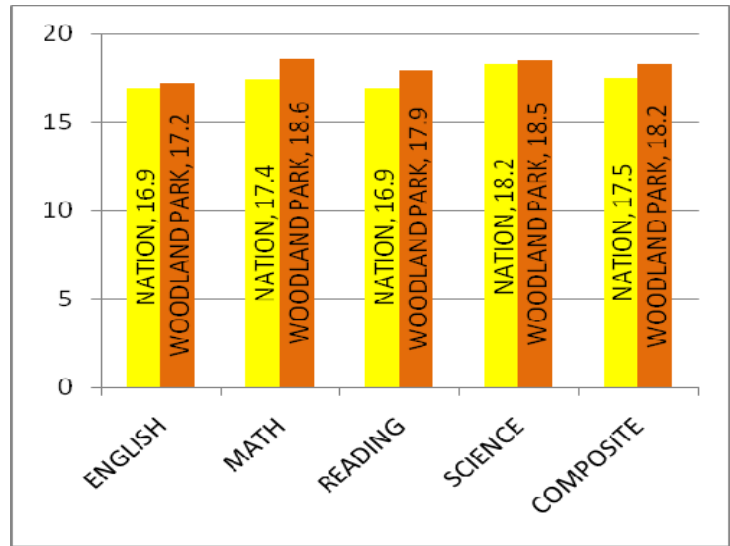
Colorado and the Nation

Student achievement in the Woodland Park School District is measured in a variety of ways. These include projects prepared for classes, teacher devised tests, various classroom activities and performances, student portfolios, nationally normed exams, and the Colorado Student Assessment Program (CSAP). In the Woodland Park School District it is acknowledged that a teacher's observation of a classroom group may provide sound basis for instructional decision making, as does an analysis of scores from a national standardized test. It is important to consider such combinations in order to provide a holistic view of an individual child's academic progress. Such a combination of data is referred to as a "body of evidence" and this is a very important concept to us in the Woodland Park School District as we continually analyze our teaching/learning process. We welcome this opportunity to demonstrate to our shareholders how our students are achieving.

ACT American College Test 2007-2008 Colorado Junior Results Mean Composite Scores



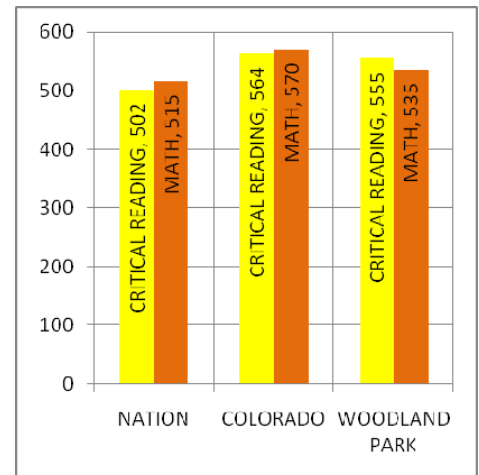
THE PLAN TEST 2007 – 2008 Results



Advanced Placement

Of the 188 AP tests taken, 50% of the tests taken received a score of 3 or better thus qualifying those students for possible college credit.

SAT Scholastic Aptitude Test



Mean Composite Scores
32 tested

District assessments for other state model content standards are classroom-based and reported in the chart below by subject content area:

Subject	% of A Grades	% of B Grades	% of C Grades	% of D Grades	% of F Grades
Art	44	25	17	10	5
Social Studies	29	25	20	14	12
Foreign Language	21	32	23	13	11
Music	93	3	2	0	2
Physical Education	56	26	11	5	2
Science	21	33	25	13	8

Parents Right to Know

No Child Left Behind requires that we inform the parents of students in schools receiving Title I funding that they have the right to request information about their child's teacher including whether the Colorado Department of Education has licensed or endorsed their teacher for the grades and subjects taught; whether there might be special circumstances that CDE has approved for a teacher not licensed or qualified; the teacher's college major and any advanced degrees; and whether any paraeducators provide instructional services to your child and their qualifications.

How You Can Be Involved In Your Student's Education

In addition to the District Accountability Committee, each building has individual opportunities for parent input, including Shared-Decision Teams and School Improvement Team Meetings that are open to the public, as well as numerous volunteer activities. In addition to Accountability Committees, Re-2 parents currently participate in C.C.C. (College & Career Center), Booster Clubs, C.A.P. (Caring Active Parents), District Evaluation Council, Strategic Planning Committees, Long-range Planning Committees, Parent-Teacher Organizations, etc. Your time and skills are important to the education of the students of our community. Contact each individual school to find out what volunteer opportunities await. The Board of Education meets the second Wednesday of each month at 7:00 p.m. at the District Administration Office. The meetings are open to the public. Parents/Guardians may request information about the qualification of their child's teacher(s) by contacting the Director of Personnel Services at 686-2004. This request must be in writing. This provision is mandated by the federal "No Child Left Behind" legislation.

Re-2 completes its 16th Year of their Senior Citizen Tax Offset Program

The goal of the program is to employ qualified senior citizens who will apply their earnings toward payment of their school property taxes. The utilization of the skills of our senior citizens enhances student learning and increases community involvement in the Woodland Park Schools. Jobs are available in classrooms, offices, libraries, and playgrounds and offered on qualifications, availability, etc. For more information call 686-2004. To be eligible, the senior citizen must be sixty years of age or older; home owner and occupant of a residence within the school district; and ability to present a copy of the property tax notice. The tax offset of approximately \$100.00 for a maximum of 17 hours of work is payable in the form of a check made out jointly to the Tax Offset Program Participant and the Teller County Treasurer.

2007-2008 DISTRICT BOARD GOALS...

- Revise and update the Board Governance Policy Ends;
- Continue to improve community engagement and communication between the community and the board;
- Cultivate the culture of team work that recognizes the District as one, from elementary school through the high school, in academics as well as extra-curricular activities;
- To keep focused on legislative happenings within the state that may have an effect on our district;
- To educate staff and community on how school finances will be effected in 2011 by Colorado's current funding laws;
- To promote awareness of and take advantage of alternative funding opportunities; including the Woodland Park Re-2 School District foundation [501(c)(3)];
- Continue to discuss long-term strategic planning.

Board of Education 2008 - 2009

Rick Wetzel, President
Rob Hunt, Vice-President
Amy Nieman, Secretary
Archie Neil, Director
Bill Blackburn, Director

Board of Education 2007 - 2008

Rick Wetzel, President
Rob Hunt, Vice-President
Amy Nieman, Secretary
Archie Neil, Director
Dr. Steve Poppaw, Director

Woodland Park School District Re-2

P. O. Box 99
Woodland Park, CO 80866

Non-profit Organization
U.S. Postage
-PAID-
Woodland Park, CO 80866
Permit No. 15

Postal Customer