


WOODLAND PARK SCHOOL DISTRICT Re-2



# SHAREHOLDERS' REPORT 2006 -2007



The Woodland Park School District Re-2 mission is to educate all students in a safe and orderly environment so that they will meet or exceed the highest standards of academic excellence and graduate with a balance of knowledge, skills, self-discipline, personal integrity, and pride.



**2007-08  
DISTRICT  
ADMINISTRATION**

**Guy Arseneau**  
*Superintendent*

**Linda Murray**  
*Assistant Superintendent*

**Steve Randolph**  
*Director of Personnel Services*

**Sheila Silfvenius**  
*Director of Business Services*

**Marcy Mireles**  
*Director of Learning Services*

**Josh Smith**  
*Director of Technology Services*

**Del Garrick**  
*K-12 Activities/Athletics Director*

**Deanna Moore**  
*Supervisor of Finance*

**Kelley Havin**  
*Administrative Assistant  
(Editor)*

**T**hank you for taking the time to review this year's Shareholders' Report. I hope you find the information contained in this report useful in reviewing the progress of your schools. At the district and school levels, we use this and other information to help us align our efforts to provide the students of our community the very best in educational opportunities.

As we move towards schools of excellence, the following will introduce you to some of the District initiatives for the 2007-2008 school year:

- Sixty new tuition preschool slots were added this year and we have over 45 of these slots filled.
- We are planning for the implementation of full day Kindergarten for the 2008-2009 school year. Increased funding from the state for full day Kindergarten will be necessary.
- Our Cottage School at Gateway Elementary began last year with 6 students enrolled. This year we have over 15 students currently enrolled.
- We have started a new on-line education program this semester for our Kindergarten through 8<sup>th</sup> grade students.
- This year we will continue to partner with the Catamount Institute to plan for the Catamount Mountain School (school in the woods). We will also be working closely with Academy District 20 on this project.
- The K-12 Writing Alive curriculum is in place for this year.
- Our District now has LCD projectors in every classroom. This summer the technology department installed the projectors in each of the middle school and high school classrooms. This allows our teachers the capability to use wireless tablets, electronic clickers, and pod casting in their classrooms.
- The District Curriculum Review Cycle continues this year with PE, Reading, and Health. New areas for review and updates this year include Science, Foreign Language, and Technology.
- The high school has opened the Panther Academy this semester. This is an exciting concept designed to increase the success of our freshman students.
- Thirteen days for teacher collaboration have been built into the calendar. This enables our teachers and staff the time necessary to align curriculum, develop individualized instruction for classrooms, set and monitor team goals, and guide professional development.
- Our Board of Education and schools have made and will continue to develop a strong connection to our community. It is important to have these community connections if we want success for all of our students.

As I stated last year, the vision for the future of Woodland Park School District is bright. Working closely with parents and community, listening to ideas, sharing values, planning for the future, and committing our energies to student success will keep our schools and community strong. I urge you to join in this partnership and vision that supports continued improvement and excellence for our children.

Sincerely,

Guy Arseneau  
Superintendent

## 2006 – 2007 District Accountability Committee

Columbine Elementary  
Cris Gamill, Principal  
Kristen Lopes, IRT/GT  
Marisa Neuzil - Youngman, Parent

Gateway Elementary  
KayLynn Waddell, Principal  
Eve Owen, IRT/GT  
Joann Jones, Parent

Summit Elementary  
Hollister DeMotts, Principal  
Win Lyons, Teacher  
Andrea Matthews, Parent  
Tim Fox, Parent

WP Middle School  
John Jamison, Principal  
Milinda Carnahan, Teacher  
Doreen Ward, Parent  
Chairman

WP High School  
Mark McPherson, Asst. Principal  
Bret Lamb, Teacher  
Margaret Fitzwater, Parent  
Various students on a rotating basis

Central Office  
Guy Arseneau, Superintendent  
Linda Murray, Asst. Supt.  
Laurie Glauth, Board President

Community Member  
Mike Butler, Community/Business

WPSD Re-2

# District Accountability Committee

## ... our goals and progress

The educational accountability program is designed to measure objectively the quality and efficiency of the educational programs offered by the public schools. In developing the mechanism, the following approaches are explored:

- ✓ Means for determining whether decisions affecting the educational process are advancing student achievement.
- ✓ Appropriate testing measures to provide relevant comparative data in the fields of reading, language arts, and mathematical skills.
- ✓ Reporting on the educational and safety performance of the public schools and providing data for the appraisal of such performance.
- ✓ The collection and provision of performance information that help school districts to increase their efficiency in using available financial resources.

The Board of Education feels that the educational process is an effort involving the family, school, and community.

The District is committed to educational excellence that will enable students to grow into individuals who will function in and contribute to our changing society.

The process of educational accountability requires the local Board of Education, in cooperation with the District and School Improvement Teams, adopt a plan for an accountability program. The local accountability program is designed to measure the adequacy and efficiency of educational programs offered by the District.

The areas of study are developed cooperatively between the local Board of Education and District School Improvement Team which meets September through May. Meetings are open to the public.

You may call 686-2000 for more information.

The District Accountability 2006-2007 goals:

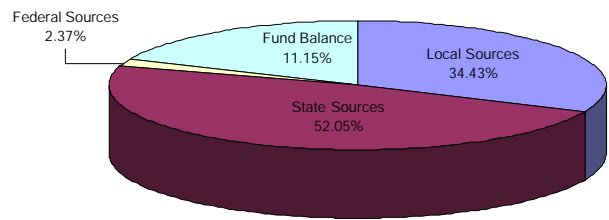
- To measure and report the adequacy and efficiency of the educational program
- Increase community engagement and communication between the community and the board
- To promote and explore alternative funding sources for the District

# Finances 2006-2007 Financial Summary

## THE GENERAL FUND:

Where the money comes from...

Revenues	Amount
Beginning Balance Fund	\$4,500,000
Local Sources	\$7,822,185
State Sources	\$11,864,155
Federal Sources	\$499,000
<b>TOTAL</b>	<b>\$24,685,340</b>

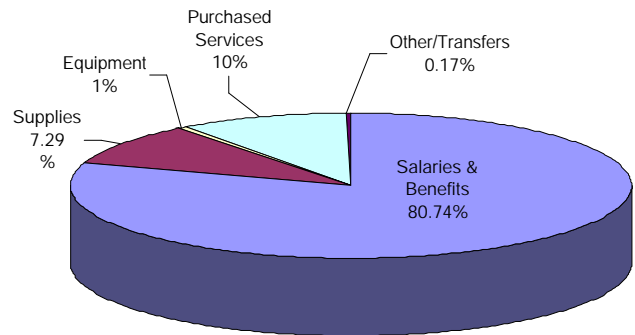


**Revenue**

Where the money goes...

Expenses	Amount
<i>Instruction (includes CPP) -</i>	
Salaries & Benefits	\$11,775,383
Purchased Services	\$580,729
Supplies	\$851,869
Equipment	\$62,208
Other/Transfers	\$ 7,300
<b>TOTAL Instructional Expenses</b>	<b>\$13,277,489</b>

<i>Support -</i>	
Salaries & Benefits	\$4,766,987
Purchased Services	\$1,449,519
Supplies	\$1,083,040
Equipment	\$69,329
Other/Transfers	\$24,347
<b>TOTAL Support Expenses</b>	<b>\$7,393,222</b>
<b>All Expenditures Total</b>	<b>\$20,670,711</b>



**Expense**

Contingency \$4,014,629

# Our People

- . . . daily professionalism and commitment
- . . . continual development

### Teachers Highly Qualified in the District

School Year	2006-2007
Percentage Highly Qualified	100
Target Percentage	100
Target Made	Yes

### Classrooms in the District Taught by Highly Qualified Teachers

School Year	2006-2007
Percentage Highly Qualified	100
Target Percentage	100
Target Made	Yes

### Classes Taught by a Highly Qualified Teachers in the District by High and Low Poverty

	High Poverty Schools	Low Poverty Schools
Percentage in District	*	*
Percentage in State	*	*

\*No schools in district at this poverty level.

### Professional Qualifications of Teachers:

Professional Qualification	Percent of Teachers
Bachelors Degree	49.09
Masters Degree	50.46
Ph.D.	0.45

### Licenses:

License	Percent of Teachers
Emergency	4.1
Initial	0

### Equal Opportunity

The Woodland Park School District is an equal opportunity educational institution and will not discriminate on the basis of race, color, national origin, age, sex, or disability in its programs, activities, or employment practices as required by Title VI, Title IX, and Section 504 of the Americans with Disabilities Act. For information regarding civil rights or grievance procedures, contact the Director of Personnel Services, (719) 686-2004.

# The People Who Make It Happen

### LICENSED STAFF

Teachers	181
Special Education Staff	25
Media Specialists	5
Counselors	9
Administrators	15

**TOTAL LICENSED STAFF .....235**

### SUPPORT STAFF

Schools	106
Classified Directors	3
Supervisor of Finance	1
Accounting/Payroll	3
District Secretaries	3
Courier	1
Custodial/Maintenance	5
School Nurses	3
Crossing Guards	6
District Paraeducator	1
Network Administrator	3

**TOTAL SUPPORT STAFF .....135**

**TOTAL DISTRICT EMPLOYEES.....370**

# Our Schools

. . . safe and positive places for learning.

## COLUMBINE ELEMENTARY HIGHLIGHTS

- | Columbine loves to learn around a school-wide theme. Five strands of learning about specific Earth Promises have provided focus for this school year. We combined all students Kindergarten through Fifth grade, which then divided into these self-selected subtopics. One of the permanent highlights of our activities can be seen through our student built nature trail, which wraps around the perimeter of our playground. It is complete with beautifully constructed trail markers.
- | Volunteers logged over five thousand six hundred hours to contribute to our students.
- | Columbine's Student Council raised \$1500 for our "Cents for Seniors" program to assist local seniors with the rising cost of their utility bills.
- | The Columbine PTO hosted another successful Art Auction. Our Columbine artists donated their pieces and PTO collected over \$4500 that will be used to purchase a mobile wireless computer lab.
- | Columbine students mailed over six hundred and fifty books to a school in Beaumont, Texas that was ravaged by a hurricane last summer.
- | Columbine first graders had Spanish language instruction during our Wacky Wednesday schedule. Other grades are planning to continue to carry on with these first steps.

## GATEWAY ELEMENTARY HIGHLIGHTS

- | Gateway 3<sup>rd</sup> graders were 91% Proficient in reading on CSAP in Spring of 2007.
- | School-wide focus on collaboration to analyze student achievement, improve instructional strategies, and implement interventions.
- | PTO financially supported the school by providing free field trips to all students throughout the year.
- | Gateway Student Council adopted a section of street in front of the school to keep clean during the school year.
- | Students enjoyed after school sports programs and a weekly chess club.
- | Gateway students raised over \$6,800 for the American Heart Association.

## SUMMIT ELEMENTARY HIGHLIGHTS

- | New playground equipment paid for by a grant from Great Outdoors Colorado (GOCO) and PTSO - \$90,000.
- | LCD projectors installed in all classrooms and media center.
- | Over 100 kids per semester received Making Good Choices awards.
- | Jump Rope for Heart raised \$6,481.
- | Over 60 parent volunteers regularly served Summit students.
- | School Newspaper published monthly by students.

## WOODLAND PARK MIDDLE SCHOOL HIGHLIGHTS

- | Knowledge Bowl teams placed 2<sup>nd</sup>, 3<sup>rd</sup>, and 5<sup>th</sup> at the Tri-County League competition.
- | Concert Choir placed 2<sup>nd</sup> in a ten state regional competition in Denver and received a rating of excellent.
- | Multiple before and after-school activities including Chess Club, Drama Club, Tuesday/Thursday and Saturday Academic Assistance programs, Intramural sports, Interscholastic sports, Forensics, Year Book Club, Jazz Band, Choir, Guitar class, Student Newspaper Club, and Math Club.
- | Our Caring Active Parents group facilitates an active parent volunteer program that works directly with students as academic mentors, runs several lunch time book clubs, and provides a variety of other necessary functions.
- | We participated in the Kennedy Center Imagination Celebration program hosting the Celebration of the Arts evening which highlights the enrichment programs in the building.
- | Two hundred and fifteen seventh grade students attended the Young Women's and Young Men's Conferences. These conferences are the result of a collaboration of the Middle School staff and the community and are designed to help our students learn about their role as young adults.

## WOODLAND PARK HIGH SCHOOL

- | College Physics was added as a dual credit course offering undergraduate credit through UCCS.
- | All Advanced Placement classes were certified through a national audit.
- | Three students received ROTC scholarships and one student was appointed to the Air Force Academy.
- | A total of 106 scholarships/awards were given to 52 students with a dollar amount of \$273,467; one student was a National Merit Scholar.
- | The Panther Pride Program recognized over 850 students for academic achievement and excellent student behavior.
- | Twelve students participated in the Park State Bank Art Show.

## Columbine Elementary

441 Students | Grades K-5  
*Mrs. Cris Gammill, Principal*  
175 E. Kelley's Rd.  
Woodland Park, CO 80863  
(719)686-2300

## Gateway Elementary

330 Students | Grades K-5  
*Mrs. KayLynn Waddell, Principal*  
101 N. Baldwin St.  
Woodland Park, CO 80863  
(719)686-2051

## Summit Elementary

416 Students | Grades K-5  
*Mr. Hollister DeMotts, Principal*  
490 Meadow Park Drive  
Divide, CO 80814  
(719)686-2401

## Middle School

705 Students | Grades 6-8  
*Mr. John Jamison, Principal*  
600 E. Kelley's Rd.  
Woodland Park, CO 80863  
(719)686-2200

## High School

1079 Students | Grades 9-12  
*Ms. Joann Spry, Principal*  
151 N. Baldwin St.  
Woodland Park, CO 80863  
(719)686-2067

# Miscellaneous

## A Look Back at the Class of 2007

71% of WPHS graduates planned to attend college, 41% of these attending a four-year institution and 30% attending a two year college. Vocational and technical schools attracted 7%, while 1% reported plans to enter the military, 18% planned to immediately enter into the workforce. 81% of the senior class attended WPHS for all four years. 3% chose not to respond.

## ATTENDANCE RATES BY BUILDING

High School – 92.43%  
Middle School – 93.3%  
Columbine – 94.62%  
Gateway – 94.95%  
Summit – 94.52%

## Graduation Requirements

English - 3 credits  
Math – 3 credits  
Science – 2 credits  
Social Studies – 3 credits  
Physical Education – 1.5 credits  
Health - .5 credit  
Academic/Computers – 4 credits  
Electives – 11 credits

**TOTAL – 28 credits**

## ACTIVITIES ACCOMPLISHMENTS

- FBLA National Qualifier with the highest honor of Superior Distinction as well as Second and Third Highest Honors
- FBLA and Forensic students qualified for state finals
- Outstanding students in Science Olympiad
- Music students qualified for the All City Honor Band, All State Concert Band, and All State & City Jazz Band
- Middle School Knowledge Bowl teams placed 2<sup>nd</sup>, 3<sup>rd</sup>, and 5<sup>th</sup> at Tri-County League Competition

## ATHLETICS ACCOMPLISHMENTS

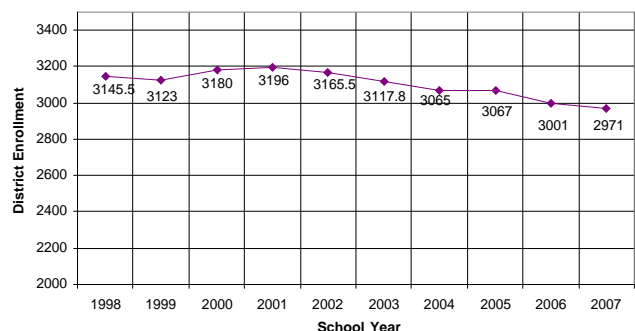
- 38 1<sup>st</sup> Team Academic All State Awards
- 24 Honorable Mention Academic All State Awards
- Qualified for State Tournaments in Girls Cross Country, Golf, Girls Basketball, Boys Basketball, Baseball, Girls Soccer
- Girls Track Colorado Springs Metro League Champions
- Colorado Springs Metro League Baseball Player of the Year
- Students qualified for 1<sup>st</sup> Team All Conference in Volleyball, Football, Baseball, Cross Country, and Football
- A student received the Hoby Baker hockey award

## High School Statistics

Graduation Rate      88%  
Dropout Rate          10.6%\*

\*New CDE guidelines implemented for calculating drop-rate.

## Woodland Park School District – 10 Year Growth Pattern (Funded Pupil Count)

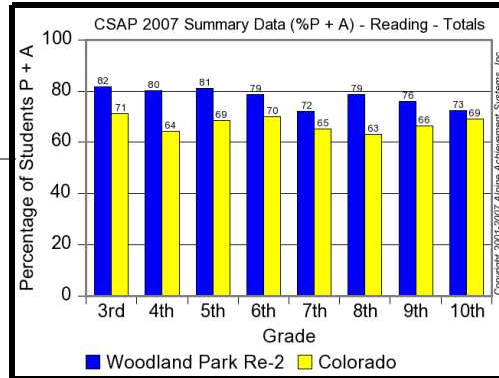


# CSAP

## Colorado Student Assessment Program

### CSAP Reading

#### 2007 Results



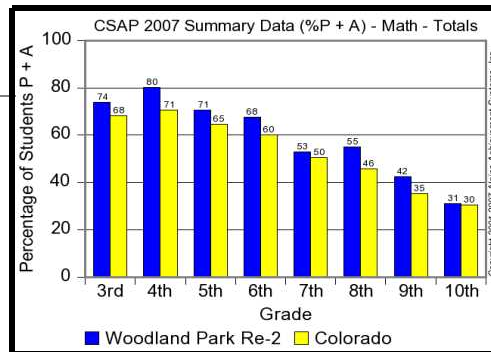
CSAP Reading Disaggregated Data (% of students Proficient or Advanced)

	3 <sup>rd</sup>	4 <sup>th</sup>	5 <sup>th</sup>	6 <sup>th</sup>	7 <sup>th</sup>	8 <sup>th</sup>	9 <sup>th</sup>	10 <sup>th</sup>
2005 total	77	63	73	82	76	80	79	71
2006 total	80	76	75	74	78	80	74	71
2007 total	82	80	81	79	72	79	76	73
Female	85	85	84	81	76	84	86	80
Male	78	74	79	77	68	75	67	66
American Indian	X	X	X	X	X	X	X	X
Asian	X	X	X	X	X	X	X	X
Black	X	X	X	X	X	X	X	X
Hispanic	X	X	X	75	X	X	X	X
White	81	80	83	79	73	80	77	73
Disability	48	X	48	21	30	20	21	19
Limited English	X	X	X	X	X	X	X	X
Socio-Economic	70	75	70	75	62	71	55	44

Any group of fewer than 16 students shows an X instead of the score.

### CSAP Math

#### 2007 Results



CSAP Math Disaggregated Data (% of students Proficient or Advanced)

	3 <sup>rd</sup>	4 <sup>th</sup>	5 <sup>th</sup>	6 <sup>th</sup>	7 <sup>th</sup>	8 <sup>th</sup>	9 <sup>th</sup>	10 <sup>th</sup>
2005 total	82	67	69	68	51	54	36	30
2006 total	80	74	70	60	52	50	42	31
2007 total	74	80	71	68	53	55	42	31
Female	76	81	72	70	50	52	47	28
Male	71	80	70	65	56	58	38	34
American Indian	X	X	X	X	X	X	X	X
Asian	X	X	X	X	X	X	X	X
Black	X	X	X	X	X	X	X	X
Hispanic	X	X	X	55	X	X	X	X
White	75	81	72	69	55	57	44	32
Disability	43	X	19	21	27	10	5	6
Limited English	X	X	X	X	X	X	X	X
Socio-Economic	57	75	68	62	28	46	31	15

Any group of fewer than 16 students shows an X instead of the score. N/A = Test was not administered

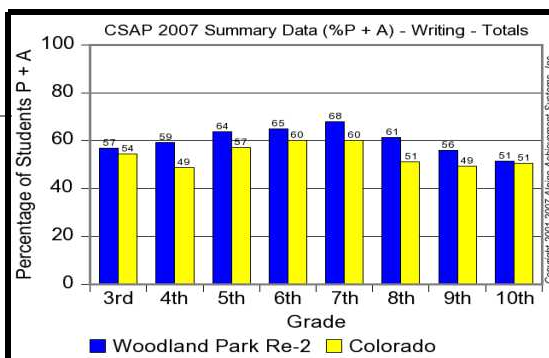


# CSAP

## Colorado Student Assessment Program

### CSAP Writing

#### 2007 Results



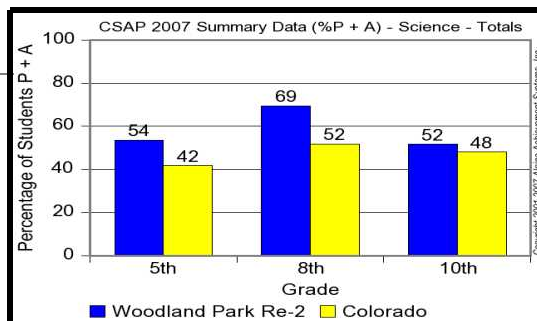
CSAP Writing Disaggregated Data (% of students Proficient or Advanced)

	3 <sup>rd</sup>	4 <sup>th</sup>	5 <sup>th</sup>	6 <sup>th</sup>	7 <sup>th</sup>	8 <sup>th</sup>	9 <sup>th</sup>	10 <sup>th</sup>
2005 total	57	50	65	69	67	61	58	46
2006 total	59	60	62	68	67	59	59	48
2007 total	57	59	64	65	68	61	56	51
Female	69	69	75	73	81	73	68	61
Male	45	48	55	58	55	53	45	43
American Indian	X	X	X	X	X	X	X	X
Asian	X	X	X	X	X	X	X	X
Black	X	X	X	X	X	X	X	X
Hispanic	X	X	X	45	X	X	X	X
White	56	60	65	66	69	63	56	51
Disability	24	X	12	7	23	10	5	6
Limited English	X	X	X	X	X	X	X	X
Socio-Economic	40	45	55	43	49	51	43	23

Any group of fewer than 16 students shows an X instead of the score.

### CSAP Science

#### 2007 Results



CSAP Science Disaggregated Data (% of students Proficient or Advanced)

	5 <sup>th</sup>	8 <sup>th</sup>	10 <sup>th</sup>
2005 total	N/A	70	N/A
2006 total	35	65	51
2007 total	54	69	52
Female	49	67	47
Male	57	71	56
American Indian	X	X	X
Asian	X	X	X
Black	X	X	X
Hispanic	X	X	X
White	54	71	52
Disability	24	25	6
Limited English	X	X	X
Socio-Economic	45	57	27

Any group of fewer than 16 students shows an X instead of the score.

# Accreditation Indicators

The following data represent additional means of measuring student performance as required by Colorado Accreditation legislation and federal No Child Left Behind Act requirements. Each school is held accountable for an extensive list of accreditation indicators. Every year, a school report on the previous year's performance and an improvement plan for the upcoming year is presented to the District Accountability Committee and the Board of Education. Based on these reports, the Board accredits each of the schools. The district is also held responsible for the accreditation indicators. The State of Colorado determines the district's accreditation status. Woodland Park School District Re-2 and each of its schools are fully accredited based on performance on the accreditation indicators for the 2006 – 2007 school year.

## Accreditation

The Woodland Park School District is fully accredited by the Colorado State Department of Education and the Colorado State Board of Education under the accreditation rules that took effect on June 30, 2001. The school district, in turn, accredits each individual school and monitors that accreditation on an ongoing basis.

## Accreditation Status of WPSD Re-2 Schools

School	Accreditation Status
Columbine Elementary	Accredited
Gateway Elementary	Accredited
Summit Elementary	Accredited
WP Middle School	Accredited
WP High School	Accredited

## Incidents of Suspension and Expulsion

School	Suspensions (In and Out of School)	Expulsions
Columbine Elementary	1	0
Gateway Elementary	10	1
Summit Elementary	13	0
WP Middle School	199	8
WP High School	281	27

## Status of School Improvement in District

IMPROVEMENT LEVELS	Title I Schools – GES/SES	Non-Title I Schools CES/MS/HS	% of schools in the District
Not on Improvement	X	X	100
School Improvement – Year 1	N/A	N/A	N/A
School Improvement – Year 2	N/A	N/A	N/A
Corrective Action	N/A	N/A	N/A
Restructuring – Planning	N/A	N/A	N/A
Restructuring – Implementation	N/A	N/A	N/A

## Adequate Yearly Progress

School	Reading	Math
Columbine Elementary	Yes	Yes
Gateway Elementary	Yes	Yes
Summit Elementary	Yes	Yes
District Elementary	Yes	Yes
WP Middle School	Yes	Yes
WP High School	Yes	Yes

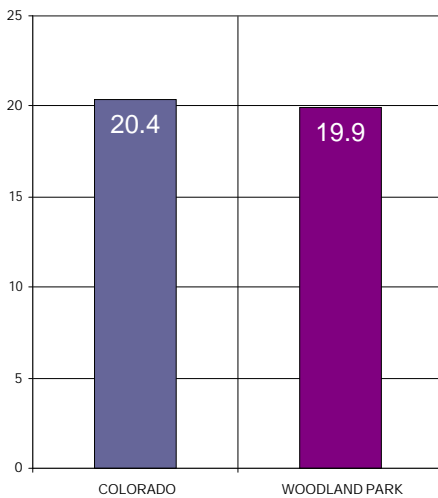
\*\*The district met 97 of the 97 targets\*\*

# Colorado and the Nation

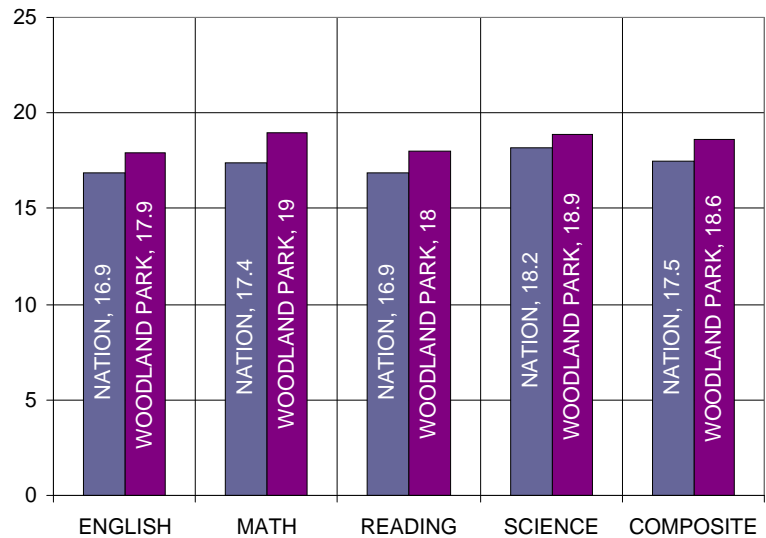
Student achievement in the Woodland Park School District is measured in a variety of ways. These include projects prepared for classes, teacher devised tests, various classroom activities and performances, student portfolios, nationally normed exams, and the Colorado Student Assessment Program (CSAP). In the Woodland Park School District it is acknowledged that a teacher's observation of a classroom group may provide sound basis for instructional decision making, as does an analysis of scores from a national standardized test. It is important to consider such combinations in order to provide a holistic view of an individual child's academic progress. Such a combination of data is referred to as a "body of evidence" and this is a very important concept to us in the Woodland Park School District as we continually analyze our teaching/learning process. We welcome this opportunity to demonstrate to our shareholders how our students are achieving.

## ACT American College Test 2006-2007 Colorado Junior Results

Mean Composite Scores



## THE PLAN TEST 2006 – 2007 Results



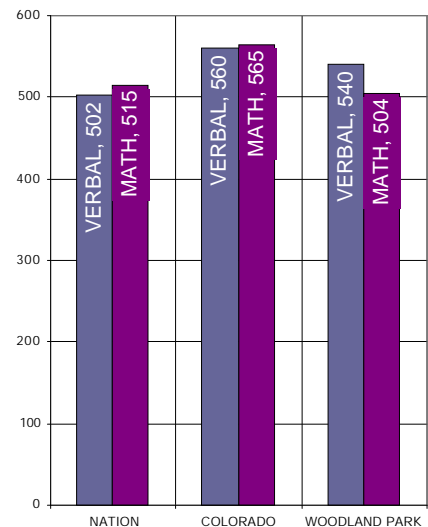
### Advanced Placement

Of the 103 AP tests taken, 63% of the tests taken received a score of 3 or better thus qualifying those students for possible college credit.

District assessments for other state model content standards are classroom-based and reported in the chart below by subject content area:

Subject	% of A Grades	% of B Grades	% of C Grades	% of D Grades	% of F Grades
Art	46	26	15	8	5
Social Studies	28	24	21	14	13
Foreign Language	33	29	21	9	9
Music	88	9	1	0	1
Physical Education	44	27	16	8	4
Science	24	31	26	13	6

## SAT Scholastic Aptitude Test



Mean Composite Scores  
34 tested

### ***Parents Right to Know***

No Child Left Behind requires that we inform the parents of students in schools receiving Title I funding that they have the right to request information about their child's teacher including whether the Colorado Department of Education has licensed or endorsed their teacher for the grades and subjects taught; whether there might be special circumstances that CDE has approved for a teacher not licensed or qualified; the teacher's college major and any advanced degrees; and whether any paraeducators provide instructional services to your child and their qualifications.

### ***How You Can Be Involved In Your Student's Education***

In addition to the District Accountability Committee, each building has individual opportunities for parent input, including Shared-Decision Teams and School Improvement Team Meetings that are open to the public, as well as numerous volunteer activities. In addition to Accountability Committees, Re-2 parents currently participate in C.C.C. (College & Career Center), Booster Clubs, C.A.P. (Caring Active Parents), District Evaluation Council, Strategic Planning Committees, Long-range Planning Committees, Parent-Teacher Organizations, etc. Your time and skills are important to the education of the students of our community. Contact each individual school to find out what volunteer opportunities await. The Board of Education meets the second Wednesday of each month at 7:00 p.m. at the District Administration Office. The meetings are open to the public. Parents/Guardians may request information about the qualification of their child's teacher(s) by contacting the Director of Personnel Services at 686-2004. This request must be in writing. This provision is mandated by the federal "No Child Left Behind" legislation.

### ***Re-2 completes its 15<sup>th</sup> Year of their Senior Citizen Tax Offset Program***

The goal of the program is to employ qualified senior citizens who will apply their earnings toward payment of their school property taxes. The utilization of the skills of our senior citizens enhances student learning and increases community involvement in the Woodland Park Schools. Jobs are available in classrooms, offices, libraries, and playgrounds and offered on qualifications, availability, etc. For more information call 686-2004. To be eligible, the senior citizen must be sixty years of age or older; home owner and occupant of a residence within the school district; and ability to present a copy of the property tax notice. The tax offset of approximately \$100.00 for a maximum of 17 hours of work is payable in the form of a check made out jointly to the Tax Offset Program Participant and the Teller County Treasurer.

## **2006-2007 DISTRICT BOARD GOALS...**

- To follow the Board Governance Policy Ends;
- To increase community engagement and communication between the community and the board;
- To promote awareness of the Woodland Park Re-2 School District Foundation [501(c)3] to take advantage of funding opportunities;
- To create a culture of team work that recognizes the District as one, from elementary school through the high school, in academics as well as extra-curricular activities;
- To keep focused on legislative happenings within the state that may have an effect on our district;
- To begin to discuss long-term strategic planning.

## **Board of Education 2006 - 2007**

Laurie Glauth, President  
Rick Wetzel, Vice-President  
Rob Hunt, Secretary  
Amy Nieman, Director  
Dr. Steve Poppaw, Director

## **Board of Education 2007 - 2008**

Rick Wetzel, President  
Rob Hunt, Vice-President  
Amy Nieman, Secretary  
Archie Neil, Director  
Dr. Steve Poppaw, Director

## **Woodland Park School District Re-2**

P. O. Box 99  
Woodland Park, CO 80866

Non-profit Organization  
U.S. Postage  
-PAID-  
Woodland Park, CO 80866  
Permit No. 15

Postal Customer