

WOODLAND PARK SCHOOL DISTRICT Re-2



# SHAREHOLDERS' REPORT 2010 -2011



*Woodland Park School District provides a safe and orderly environment for every student to develop a foundation to thrive as a 21st Century citizen.*

Please note: The WPSD 2010-2011 Annual Report to the Public concerning district performance based on the requirements of *No Child Left Behind* is available on the Colorado Department of Education's website at: <http://www.schoolview.org/performance.asp>. This report includes the following information for WPSD: Assessment Data, Accountability Data, Teacher Quality Data, Post-Secondary Readiness Data.



## 2011-2012 DISTRICT ADMINISTRATION

**Jed Bowman, Ph.D.**  
*Superintendent*

**Linda Murray**  
*Assistant Superintendent*

**Jeff Gatlin**  
*Director of Technology  
Services/Facilities &  
Maintenance*

**Brian Gustafson**  
*Director of Business Services  
& HS Athletics*

**Sandy Newsom**  
*Human Resources Supervisor*

**Kelley Havin**  
*Administrative Assistant  
(Editor)*

Welcome to the 2010-2011 Shareholders' Report. The information contained in this report is useful in reviewing the progress of your schools. At the District and school levels, we use this report and other information to help align our efforts to provide the students in our communities the very best in educational opportunities.

The District is proud of our high school graduation rate with 79% of our graduating seniors planning to attend post-secondary schools. ACT scores are consistently well above the state averages with our highest score to date in science. CSAP scores continue to be above the state average in our school district. This year's results show our schools at or above the state average in every content area except 3<sup>rd</sup> and 6<sup>th</sup> grade writing with highest ever writing scores in 4<sup>th</sup> and 8<sup>th</sup> grade and 35% of 4<sup>th</sup> graders scored advanced in math. The District and all schools are accredited by the Colorado Department of Education. All of these indicators give us the view of a school district that is moving toward excellence.

As we continue striving towards excellence, the following will introduce you to some of the District initiatives for the 2011-2012 school year:

- District and school administrators, staff, parents and community members have created a 21<sup>st</sup> century skills achievement guideline for our students. We will continue blending them into our curriculum.
- The District continues to fund full day kindergarten to all students in the District. We believe early education will benefit all students!
- Our Cottage School at Gateway Elementary is a growing program designed to assist homeschool students.
- The on-line education program is another program that continues to grow.
- K-12 math teachers have been meeting to vertically align our curriculum with the newly adopted Colorado State Standards which incorporate the national common core standards.
- Implementing all new elementary hands-on science kits.
- Our District classrooms have LCD projectors, allowing teachers the capability to use multi-media rich applications in their classrooms. District wide WiFi access will be completed in 2011. This will allow for more exciting 21<sup>st</sup> Century technology skills to be embedded in the classroom.
- Teacher collaboration days are again a big component of our academic achievement improvement efforts. These collaboration days enable our teachers and staff the time necessary to align curriculum, develop individualized instruction for classrooms, develop common assessments, set and monitor team goals and guide professional development.
- We continue to focus on the 5 learning/teaching principles of: high student engagement, clear learning/teaching targets for instruction, personalized learning, relevant learning, and timely and specific feedback.
- The School Board continues to develop strong connections within the communities.
- Our Educational Foundation supports our schools with mini-grants and provides opportunities for donations throughout the year.

We are continuing efforts to prepare students to thrive in the 21<sup>st</sup> Century. These efforts, combined with strong community partnerships, help build a foundation for students to be successful. Your involvement in our learning community is appreciated and desired to help us improve our practice. We look forward to continuing our work together!

Sincerely,

Jed Bowman, Ph.D.  
Superintendent

# District Accountability Committee

## ... our goals and progress

The educational accountability program is designed to measure objectively the quality and efficiency of the educational programs offered by the public schools. In developing the mechanism, the following approaches are explored:

- ✓ Means for determining whether decisions affecting the educational process are advancing student achievement.
- ✓ Appropriate testing measures to provide relevant comparative data in the fields of reading, language arts, and mathematical skills.
- ✓ Reporting on the educational and safety performance of the public schools and providing data for the appraisal of such performance.
- ✓ The collection and provision of performance information that help school districts to increase their efficiency in using available financial resources.

The Board of Education feels that the educational process is an effort involving the family, school, and community.

The District is committed to educational excellence that will enable students to grow into individuals who will function in and contribute to our changing society.

The process of educational accountability requires the local Board of Education, in cooperation with the District and School Improvement Teams, adopt a plan for an accountability program. The local accountability program is designed to measure the adequacy and efficiency of educational programs offered by the District.

The areas of study are developed cooperatively between the local Board of Education and District School Improvement Team which meets September through May. Meetings are open to the public.

You may call 686-2012 for more information.

The District Accountability 2010-2011 goal:

- Working with schools, staff, and parents to blend the Board End Policy and 21<sup>st</sup> Century Skills; and develop benchmarks and assessments in those areas.

### 2010 - 2011 District Accountability Committee

**Columbine Elementary**  
Cris Gammill, Principal  
Kristen Lopes, IRT  
Katy Conlin, Parent

**Gateway Elementary**  
Kay Lynn Waddell, Principal  
Eve Owen, IRT  
Taralea Mahaffey, Parent

**Summit Elementary**  
Eric Owen, Principal  
Kerry Butzlaff, Teacher  
Larry Russell, Parent *Co-Chair*

**WP Middle School**  
John Jamison, Principal  
Milinda Carnahan, Teacher  
Marisa Neuzil, Parent *Chairman*

**WP High School**  
Del Garrick, Principal  
Lois DeVaux, Teacher  
Kari Wilson, Parent  
Various students on a rotating basis

**Central Office**  
Jed Bowman, Superintendent  
Linda Murray, Asst. Supt.  
Rob Hunt, Board Vice President

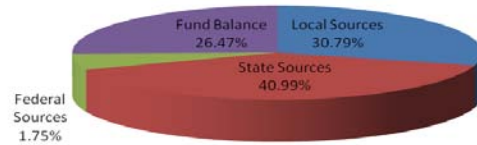
**Community Member**  
Debbie Upton

# Finances 2010-2011 Financial Summary

## THE GENERAL FUND:

Where the money comes from...

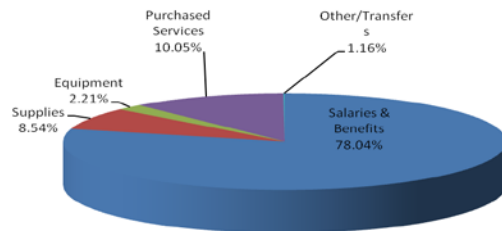
<b>Revenues</b>	<b>Amount</b>
Beginning Balance Fund	\$7,171,230
Local Sources	\$8,298,196
State Sources	\$11,196,916
Federal Sources	\$1,557,134
Other	<u>\$596,883</u>
<b>TOTAL</b>	<b>\$28,820,359</b>



*Revenue*

Where the money goes...

<b>Expenses</b>	<b>Amount</b>
<i>Instructional:</i>	
Salaries & Benefits	\$11,464,361
Purchased Services	\$438,395
Supplies	\$642,862
Equipment	\$121,712
Other/Transfers	<u>\$369</u>
<b>TOTAL Instructional Expenses</b>	<b>\$12,667,699</b>



*Expense*

<i>Support:</i>	
Salaries & Benefits	\$4,819,695
Purchased Services	\$1,887,542
Supplies	\$881,271
Equipment	\$280,531
Other	<u>\$23,402</u>
<b>TOTAL Support Expenses</b>	<b>\$7,892,441</b>

<b>Total Expenditures</b>	<b>\$20,560,140</b>
<b>Contingencies</b>	<b>\$8,260,219</b>
<b>Expenditures &amp; Contingencies</b>	<b>\$28,820,359</b>



# Our People

- . . . daily professionalism and commitment
- . . . continual development

### Teachers Highly Qualified in the District

School Year	2010-2011
Percentage Highly Qualified	100
Target Percentage	100
Target Made	Yes

### Classrooms in the District Taught by Highly Qualified Teachers

School Year	2010-2011
Percentage Highly Qualified	100
Target Percentage	100
Target Made	Yes

### Classes Taught by a Highly Qualified Teachers in the District by High and Low Poverty

	High Poverty Schools	Low Poverty Schools
Percentage in District	*	*
Percentage in State	*	*

\*No schools in district at this poverty level.

### Professional Qualifications of Teachers:

Professional Qualification	Percent of Teachers
Bachelors Degree	35.6
Masters Degree	63.4
Ph.D.	1

### Licenses:

License	Percent of Teachers
Emergency	1.1
Initial	2.3

### Equal Opportunity

The Woodland Park School District is an equal opportunity educational institution and will not discriminate on the basis of race, color, national origin, age, sex, or disability in its programs, activities, or employment practices as required by Title VI, Title IX, and Section 504 of the Americans with Disabilities Act. For information regarding civil rights or grievance procedures, contact Personnel Services at (719) 686-2004.

# The People Who Make It Happen

### LICENSED STAFF

Teachers	176
Media Specialists	5
Counselors	8
Administrators	12
District Itinerants	13
Cottage School/Online	1

**TOTAL LICENSED STAFF .....215**

### SUPPORT STAFF

Schools	100
Classified Directors	2
Accounting/Payroll	4
District Secretaries	3
Courier	1
Custodial/Maintenance	4
School Nurses	3
Crossing Guards	6
Network Technicians	4
District Security	1

**TOTAL SUPPORT STAFF .....128**

**TOTAL DISTRICT EMPLOYEES.....343**

# Our Schools

. . . safe and positive places for learning.

Columbine Elementary  
355 Students ♦ Grades K-5  
*Mrs. Cris Gammill, Principal*  
175 E. Kelley's Rd.  
Woodland Park, CO 80863  
(719)686-2300

## COLUMBINE ELEMENTARY HIGHLIGHTS

- ♦ Twice during the school year the Columbine staff discussed the progress of every child in the school. These planning sessions ensured that all of the support that can be provided was being given to the students in the most thoughtful way. This is our method for making sure that every child is growing and getting what they need.
- ♦ A strength training block at the end of the instructional day was created to allow our students to have their unique needs met through small groups or one on one support. The groups ranged from social emotional groups to academic intervention and gifted and talented groups. An example of one of these K-5<sup>th</sup> grade groups was a collaborative effort between one of our classroom teachers and our art teacher. They combined their strengths with student's strengths and wrote, illustrated and published a book entitled, Tails of our Forest.
- ♦ Columbine's Writing CSAP scores reflected the improvement that has taken place in systematic instructional changes and staff development.
- ♦ Staff has prioritized our students' work ethic as an area of focus. Developing independent learners is a foundation that we are being intentional about supporting.
- ♦ Service learning projects for students at Columbine included collecting funds for the purpose of helping senior citizens with the rising costs of their utility bills, collecting cans of food for the Community Cupboard and supporting the American Heart Association through a successful "Jump for Heart".
- ♦ The Columbine PTO hosted another successful Art Auction. Our student artists donated their pieces and PTO collected funds that are being used to add iPads to our classrooms. In addition, this exceptional art work could be seen all over the community through an "Art walk" hosted by our local businesses.
- ♦ "Earth Promise Day" is a tradition at Columbine. Students at all grade levels celebrated their promise to be good stewards of our beautiful surroundings through a variety of service projects. Students' hard work and community volunteers have produced and maintained the nature trail that wraps around our property. It continues to get better every year!

WPSD Re-2

# Our Schools

. . . safe and positive places for learning.

Gateway Elementary  
408 Students ♦ Grades K-5  
*Mrs. KayLynn Waddell, Principal*  
101 Panther Way  
Woodland Park, CO 80863  
(719)686-2051

## GATEWAY ELEMENTARY HIGHLIGHTS

- ♦ Before and after school programs offered: K-Kids, Student Council, Chess Club, Sports, Walk to School Club, Choir, Destination Imagination, Junior Master Gardener, Stop Action Movie Class, and Harvest of the Month Cooking Club.
- ♦ In combination with Columbine Elementary, Title I money supported a literacy and math summer school program which served over 70 students.
- ♦ All 4<sup>th</sup> and 5<sup>th</sup> graders attended the King Tut exhibit at the Denver Museum of Art. Community businesses joined together to provide funding for this once in a lifetime opportunity.
- ♦ Community outreach projects included Jump Rope for Heart, Veteran's Day Luncheon, Community Cupboard, Jewels for Japan, Family Math Night, and various recycling projects.
- ♦ District Cottage School and On-line programs continue to grow in numbers. These programs support the needs of our local homeschooling community. These programs are both located at Gateway Elementary and serve the families of the Woodland Park School District.

# Our Schools

. . . safe and positive places for learning.

Summit Elementary  
425 Students ♦ Grades K-5  
*Mr. Eric Owen, Principal*  
490 Meadow Park Drive  
Divide, CO 80814  
(719)686-2401

## SUMMIT ELEMENTARY HIGHLIGHTS

- ♦ Creation of a newly devised daily schedule focused on intervention times for student needs first and other aspects of the school day second. This process was completed during the 4<sup>th</sup> quarter and involved representatives from constituencies throughout the building through the Shared Decision Making Team. This was the first year that we have gone into the summer with a solid understanding of exactly when content areas will be taught during the day, and when we will have dedicated times for interventions at various grade levels.
- ♦ Visibility from the Superintendent in the building this year was at a high point in recent memory. Visits were “tracked” on a white board in the office, and teachers remarked how they appreciated receiving written feedback/input regarding the time he spent in the classrooms.
- ♦ Development of the special education department over the course of the school year focused on student data and communication. Paraeducators and certified staff members documented student growth and were able to turn over individualized programs on a weekly basis. Staff members outside the special education department and parents have highlighted work done by the department as outstanding. The progress was best indicated by the positive changes they witnessed in student academic and behavioral growth.
- ♦ Performance of the Battle of the Books and Math Bee students - This group focused on students that demonstrated performance above proficiency in the two content areas and the hard work that our Gifted and Talented teacher put in on critical thinking and attaching meaning to print.
- ♦ “Filling each others’ buckets”- Staff began placing “drops” in each others’ buckets throughout the school year and it appeared to really boost the validation of the “good” work that each of us do every day.



# Our Schools

. . . safe and positive places for learning.

Middle School  
639 Students ♦ Grades 6-8  
*Mr. John Jamison, Principal*  
600 E. Kelley's Rd.  
Woodland Park, CO 80863  
(719)686-2200

## MIDDLE SCHOOL HIGHLIGHTS

- ♦ Woodland Park Middle School continues to outscore state averages in both proficiency level and growth in all tested areas on CSAP (Colorado Student Assessment Program).
- ♦ Highlights for athletics and activities: Girls volleyball and boys cross country both finished second in their league; we held the first annual 'Middle School Fun Run that raised over \$3,000 dollars; the seventh grade math team finished first in regional competition and sixth grade placed second; the forensics team brought home over one hundred trophies. We had a record number of participants in sports and activities this year.
- ♦ The Building Climate Team produced and published ROAR (Respect, Ownership, Achievement, Relationships) principles for students, staff, and parents specifically defining expectations for each element of ROAR for each group.
- ♦ The Homework, Grading and Reporting Task Force produced a new building-wide policy to be implemented in the 2011-2012 school year.
- ♦ The Building Leadership Team with input from the Academic Team, the Student Programs Team, and the Building Climate Team, developed several new structures for the 2011-2012 school year: updated building schedule, ROAR time, student evaluation and induction program, and a more inclusive and data driven math and reading intervention program.
- ♦ Each grade level core subject produced a curriculum map aligned to the new state standards and common core standards.

# Our Schools

. . . safe and positive places for learning.

High School  
929 Students ♦ Grades 9-12  
*Mr. Del Garrick, Principal*  
151 Panther Way  
Woodland Park, CO 80863  
(719)686-2067

## HIGH SCHOOL HIGHLIGHTS

- ♦ In the past 5 graduating classes, we have had 7 United States Air Force Academy appointments with all moving toward graduation, except one who was medically disqualified.
- ♦ The S.O.S. (Save our Society) was awarded the “2011 Sustainable Star Award” by Blue Star Recyclers for our electronics collection event. At the April 2011 event we collect 17,793 lbs. of electronics to be recycled responsibly at an estimated \$3,393 savings to the community.
- ♦ The Knowledge Bowl team finished 5<sup>th</sup> overall, out of 21 teams, in the Front Range Knowledge Bowl League’s season. This qualified us to compete at the State completion in April. We placed sixth in the 4A division at state.
- ♦ Soccer team received a grant from California Casualty and also won the best lighted float ward at the Festival of Lights Christmas Parade.
- ♦ Student Danielle Park was one of the top 500 singers in the state and was invited to be a member of the All-State Choir.
- ♦ Madrigals and Ladies Select received superior ratings at the CHSAA Large Group Festival in April.
- ♦ Class of 2011 – 103 scholarships were awarded to 37 students with a dollar value in excess of \$2.25 million; including one of only 40 Boettcher scholarships awarded each year was awarded to one of our seniors.

# Miscellaneous

## A Look Back at the *Class of 2011*

79% of WPHS graduates planned to attend college, 47% of these attending a four-year institution and 32% attending a two year college. Vocational and technical schools attracted 4%, while 4% reported plans to enter the military, 13% planned to immediately enter into the work force.

### ATTENDANCE RATES BY BUILDING

High School – 94.21%  
Middle School – 93.85%  
Columbine – 94.91%  
Gateway – 94.21%  
Summit – 94.42%

## Graduation Requirements

English - 3 credits  
Math – 3 credits  
Science – 2 credits  
Social Studies – 3 credits  
Physical Education – 1.5 credits  
Health - .5 credit  
Academic/Computers – 4 credits  
Electives – 11 credits

**TOTAL – 28 credits**

## ACTIVITIES & ATHLETICS ACCOMPLISHMENTS

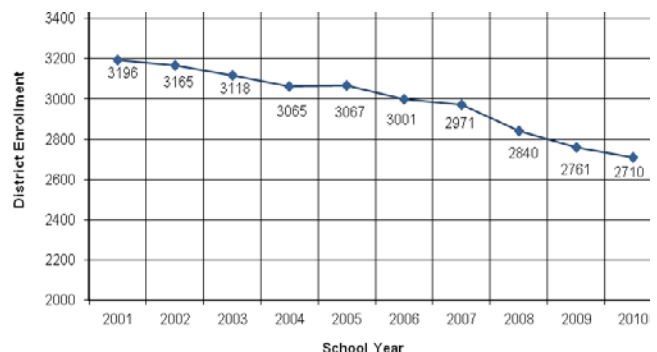
Woodland Park School District enjoys a high participation rate in all extra-curricular activities including athletics, intramurals, competitions, music and drama programs, service clubs, etc. 700 students participated in Activities & Athletics.

- 73 Academic All-State 1<sup>st</sup> Team Awards (GPA 3.60 and higher)
- 40 Academic All-State Honorable Mention Awards (GPA 3.30-3.59)
- All League Athletic Team Awards were earned by 23 athletes
- State Qualifiers - individuals and/or teams in the following sports: Cross Country; Wrestling, and Track & Field
- Marching Band took 4<sup>th</sup> in the State and All State Qualifiers in Music

### High School Statistics Class of 2011

Graduation Rate      98%  
Dropout Rate          4%

Woodland Park School District – 10 Year Growth Pattern (Funded Pupil Count)

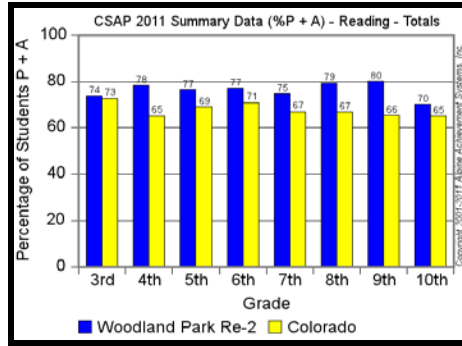


# CSAP

Colorado Student Assessment Program

## CSAP Reading

2011 Results



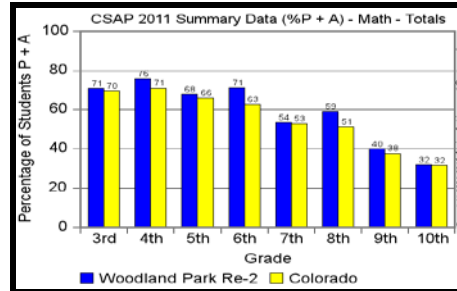
CSAP Reading Disaggregated Data (% of students Proficient or Advanced)

	3 <sup>rd</sup>	4 <sup>th</sup>	5 <sup>th</sup>	6 <sup>th</sup>	7 <sup>th</sup>	8 <sup>th</sup>	9 <sup>th</sup>	10 <sup>th</sup>
2009 total	80	75	72	79	78	75	76	85
2010 total	76	76	71	72	76	81	73	74
2011 total	<b>74</b>	<b>78</b>	<b>77</b>	<b>77</b>	<b>75</b>	<b>79</b>	<b>80</b>	<b>70</b>
Female	78	85	85	79	80	87	85	84
Male	71	73	70	75	70	72	76	59
American Indian	X	X	X	X	X	X	X	X
Asian	X	X	X	X	X	X	X	X
Black	X	X	X	X	X	X	X	X
Hispanic	65	X	X	78	65	71	X	72
White	75	80	78	78	76	81	82	71
Disability	X	X	31	13	18	35	6	15
Limited English	X	X	X	X	X	X	X	X

Any group of fewer than 16 students shows an X instead of the score.

## CSAP Math

2011 Results



CSAP Math Disaggregated Data (% of students Proficient or Advanced)

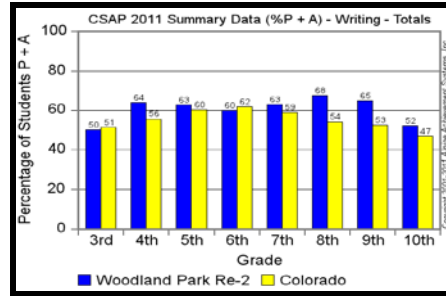
	3 <sup>rd</sup>	4 <sup>th</sup>	5 <sup>th</sup>	6 <sup>th</sup>	7 <sup>th</sup>	8 <sup>th</sup>	9 <sup>th</sup>	10 <sup>th</sup>
2009 total	77	81	65	71	64	59	41	36
2010 total	72	74	65	65	57	64	46	33
2011 total	<b>71</b>	<b>76</b>	<b>68</b>	<b>71</b>	<b>54</b>	<b>59</b>	<b>40</b>	<b>32</b>
Female	67	74	70	64	59	61	41	38
Male	73	77	66	78	49	58	39	27
American Indian	X	X	X	X	X	X	X	X
Asian	X	X	X	X	X	X	X	X
Black	X	X	X	X	X	X	X	X
Hispanic	47	X	X	56	35	53	X	28
White	74	79	69	74	56	61	41	33
Disability	X	X	25	13	X	24	X	5
Limited English	X	X	X	X	X	X	X	X

Any group of fewer than 16 students shows an X instead of the score. N/A = Test was not administered

# CSAP

Colorado Student Assessment Program

## CSAP Writing 2011 Results

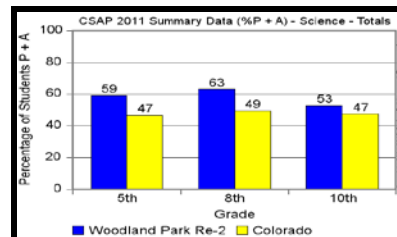


CSAP Writing Disaggregated Data (% of students Proficient or Advanced)

	3 <sup>rd</sup>	4 <sup>th</sup>	5 <sup>th</sup>	6 <sup>th</sup>	7 <sup>th</sup>	8 <sup>th</sup>	9 <sup>th</sup>	10 <sup>th</sup>
2009 total	62	60	57	67	71	57	63	62
2010 total	52	53	59	52	67	63	54	58
2011 total	<b>50</b>	<b>64</b>	<b>63</b>	<b>60</b>	<b>63</b>	<b>68</b>	<b>65</b>	<b>52</b>
Female	63	71	79	64	77	78	74	63
Male	42	58	50	56	51	57	56	43
American Indian	X	X	X	X	X	X	X	X
Asian	X	X	X	X	X	X	X	X
Black	X	X	X	X	X	X	X	X
Hispanic	29	X	X	67	54	53	X	44
White	52	67	63	60	65	70	67	52
Disability	X	X	6	6	6	24	6	X
Limited English	X	X	X	X	X	X	X	X

Any group of fewer than 16 students shows an X instead of the score.

## CSAP Science 2011 Results



CSAP Science Disaggregated Data (% of students Proficient or Advanced)

	5 <sup>th</sup>	8 <sup>th</sup>	10 <sup>th</sup>
2009 total	51	57	59
2010 total	53	64	56
2011 total	<b>59</b>	<b>63</b>	<b>53</b>
Female	66	65	57
Male	54	61	50
American Indian	X	X	X
Asian	X	X	X
Black	X	X	X
Hispanic	X	47	50
White	60	65	54
Disability	19	29	15
Limited English	X	X	X

Any group of fewer than 16 students shows an X instead of the score.



# Accreditation Indicators

The following data represent additional means of measuring student performance as required by Colorado Accreditation legislation and federal *No Child Left Behind Act* requirements. Each school is held accountable for an extensive list of accreditation indicators. Every year, a school report on the previous year's performance and an improvement plan for the upcoming year is presented to the District Accountability Committee and the Board of Education. Based on these reports, the Board accredits each of the schools. The district is also held responsible for the accreditation indicators. The State of Colorado determines the district's accreditation status. For more information on District Accreditation, please visit the Colorado Department of Education SchoolView <http://www.schoolview.org/>. Woodland Park School District Re-2 and each of its schools are fully accredited based on performance on the accreditation indicators for the 2010-2011 school year.

## Accreditation

The Woodland Park School District is fully accredited by the Colorado State Department of Education and the Colorado State Board of Education. The school district, in turn, accredits each individual school and monitors that accreditation on an ongoing basis.

## Accreditation Status of WPSD Re-2 Schools

School	Accreditation Status
District	Accredited
Columbine Elementary	Accredited
Gateway Elementary	Accredited
Summit Elementary	Accredited
WP Middle School	Accredited
WP High School	Accredited

## Incidents of Suspension and Expulsion

School	Suspensions (In and Out of School)	Expulsions
Columbine Elementary	2	0
Gateway Elementary	10	0
Summit Elementary	4	0
WP Middle School	29	1
WP High School	371	23

## Status of School Improvement in District

➤ School Improvement - Year II

## WPSD Growth Model

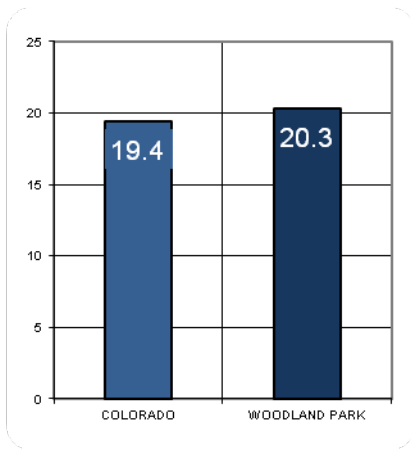
District compilation of individual student growth rates on CSAP from 2010 to 2011. Overall District growth rates are compared to a 3-year baseline from 2008-2010.

District	Content	3 Year Baseline	Actual Achievement	Target Level Achieved
			2010-2011	
Woodland Park	Total	62%	64.6%	Increasing
	Reading	68%	70.3%	Increasing
	Writing	63%	69.7%	Increasing
	Math	55%	53.9%	Stable

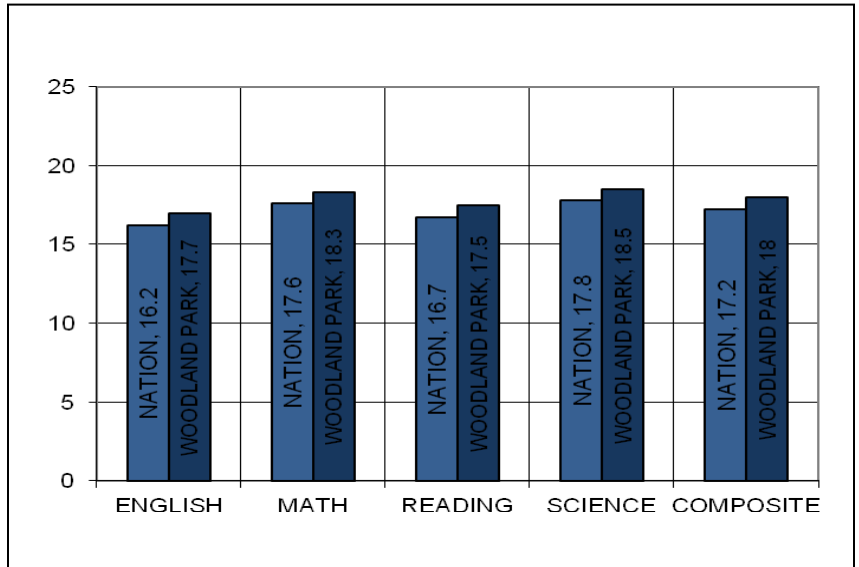
# Colorado and the Nation

Student achievement in the Woodland Park School District is measured in a variety of ways. Such a combination of data is referred to as a “body of evidence” and this is a very important concept to us in the Woodland Park School District as we continually analyze our teaching/learning process. We welcome this opportunity to demonstrate to our shareholders how our students are achieving.

## **ACT** American College Test 2010-2011 Colorado Junior Results Mean Composite Scores

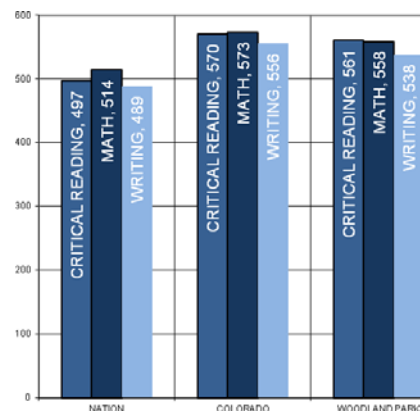


## **THE PLAN TEST** 2010 – 2011 Results



**Advanced Placement**  
Of the 206 AP exams taken, 47% of the exams taken received a score of 3 or better thus qualifying those students for possible college credit.

## **SAT** Scholastic Aptitude Test 2010-2011 Results



Mean Composite Scores

District assessments for other state model content standards are classroom-based and reported in the chart below by subject content areas at the high school:

Subject	% of A Grades	% of B Grades	% of C Grades	% of D Grades	% of F Grades
Art	50	27	14	3	6
Social Studies	33	22	21	14	10
Foreign Language	26	29	25	10	10
Music	81	9	4	3	3
Physical Education	51	25	15	5	4
Science	21	28	25	16	10

### ***Parents Right to Know***

No Child Left Behind requires that we inform the parents of students in schools receiving Title I funding that they have the right to request information about their child's teacher including whether the Colorado Department of Education has licensed or endorsed their teacher for the grades and subjects taught; whether there might be special circumstances that CDE has approved for a teacher not licensed or qualified; the teacher's college major and any advanced degrees; and whether any paraeducators provide instructional services to your child and their qualifications.

### ***How You Can Be Involved In Your Student's Education***

In addition to the District Accountability Committee, each building has individual opportunities for parent input, including Shared-Decision Teams and School Improvement Team Meetings that are open to the public, as well as numerous volunteer activities. In addition to Accountability Committees, Re-2 parents currently participate in C.C.C. (College & Career Center), Booster Clubs, C.A.P. (Caring Active Parents), District Evaluation Council, Strategic Planning Committees, Long-range Planning Committees, Parent-Teacher Organizations, etc. Your time and skills are important to the education of the students of our community. Contact each individual school to find out what volunteer opportunities await. The Board of Education meets the second Wednesday of each month at 7:00 p.m. at the District Administration Office. The meetings are open to the public. Parents/Guardians may request information about the qualification of their child's teacher(s) by contacting Personnel at 686-2004. This request must be in writing. This provision is mandated by the federal "No Child Left Behind" legislation.

### ***Re-2 completes its 19<sup>th</sup> Year of their Senior Citizen Tax Offset Program***

The goal of the program is to employ qualified senior citizens who will apply their earnings toward payment of their school property taxes. The utilization of the skills of our senior citizens enhances student learning and increases community involvement in the Woodland Park Schools. Jobs are available in classrooms, offices, libraries, and playgrounds and offered on qualifications, availability, etc. For more information call 686-2004. To be eligible, the senior citizen must be sixty years of age or older; home owner and occupant of a residence within the school district; and ability to present a copy of the property tax notice. The tax offset of approximately \$100.00 for a maximum of 13 hours of work is payable in the form of a check made out jointly to the Tax Offset Program Participant and the Teller County Treasurer.

## **2010-2011 DISTRICT BOARD GOALS...**

- Promotion of District;
- Work with Superintendent on short and long term plan to address the need for utility/energy upgrade, repairs and improvements;
- Continue to develop and implement Board Monitoring Process for Superintendent;
- Explore grant opportunities;
- Investigate alternative funding options;
- Continue to improve communication and engagement with the community;
- Continue to educate ourselves with current and upcoming legislative pieces;
- Communicate to staff and community school finance and budget issues.

## **Board of Education 2010-2011**

**Rick Wetzel, President**  
**Rob Hunt, Vice-President**  
**Amy Nieman, Secretary**  
**Bill Blackburn, Director**  
**Carol Greenstreet, Director**

### **Woodland Park School District Re-2**

P. O. Box 99  
Woodland Park, CO 80866

Non-profit Organization  
U.S. Postage  
-PAID-  
Woodland Park, CO 80866  
Permit No. 15

Postal Customer